



# WASHINGTON STATE

## 2010-11 MEN'S BASKETBALL

**GAME 33 • MARCH 21 • 8:30 P.M. PT • VS. OKLAHOMA STATE • BEASLEY COLISEUM • PULLMAN • TV: ESPN2**

### Cougar Men's Basketball Game Notes March 21, 2011

#### 2010-11 SCHEDULE/RESULTS

Nov. 13	SOUTHERN	W, 86-47
Nov. 16	IDAHO	W, 88-71
Nov. 23	vs. Portland <sup>^</sup> (FSN NW)	W, 84-68
Nov. 26	at Fresno State	W, 66-55
Nov. 30	SACRAMENTO STATE	W, 84-36
Dec. 3	No. 5 KANSAS STATE <sup>&amp;</sup> (FSN)	L, 58-63
Dec. 8	GONZAGA (FSN)	W, 81-59
Dec. 10	vs. Texas-Pan American!	W, 74-52
Dec. 19	at Santa Clara	W, 85-79 (OT)
Dec. 22	vs. Mississippi State <sup>\$</sup> (ESPNU)	W, 83-57
Dec. 23	vs. No. 15 Baylor (ESPNU)	W, 77-71
Dec. 25	vs. Butler (ESPN2)	L, 68-84
Dec. 29	at UCLA* (FSN)	L, 71-80
Dec. 31	at USC* (FSN NW)	L, 56-60
Jan. 6	OREGON STATE*	W, 84-70
Jan. 8	OREGON* (FSN NW)	W, 77-63
Jan. 13	at California*	L, 81-88 (OT)
Jan. 15	at Stanford*	W, 61-58
Jan. 20	ARIZONA STATE* (Webcast)	W, 78-61
Jan. 22	ARIZONA* (FSN NW)	L, 63-65
Jan. 30	No. 18 WASHINGTON* (FSN)	W, 87-80
Feb. 3	at Oregon* (OSN)	L, 43-69
Feb. 5	at Oregon State* (FSN NW)	W, 61-55
Feb. 10	STANFORD* (Webcast)	L, 62-75
Feb. 12	CALIFORNIA* (Webcast)	W, 75-71
Feb. 17	at No. 12 Arizona* (FSN)	L, 79-70
Feb. 19	at Arizona State* (FSN NW)	L, 71-69
Feb. 27	at Washington* (FSN)	W, 80-69
March 3	USC* (Webcast)	W, 85-77
March 5	UCLA* (FSN)	L, 58-54
March 10	vs. Washington% (FSN)	L, 89-87
March 16	Long Beach State# (ESPNU)	W, 85-74
March 21	Oklahoma State+ (ESPN2)	8:30 p.m.

<sup>^</sup> - Cougar Hardwood Classic at KeyArena at Seattle  
<sup>&</sup> - Big 12/Pac-10 Hardwood Series  
<sup>!</sup> - Played at Spokane Arena at Spokane, Wash.  
<sup>\$</sup> - Diamond Head Classic (Honolulu)  
<sup>\*</sup> - Pac-10 Game  
<sup>%</sup> - Pac-10 Tournament Played at Staples Center  
<sup>#</sup> - NIT First Round at Pullman  
<sup>+</sup> NIT Second Round at Pullman  
 Home games in BOLD

Washington State University Athletic Media Relations

Contact: Jessica Schmick • Work: 509-335-0255 • Cell: 509-781-0550 • [jessica\\_schmick@wsu.edu](mailto:jessica_schmick@wsu.edu)

Student Assistant: Casey Johnson • Cell: 360-713-8770 • [cj1789@wsu.edu](mailto:cj1789@wsu.edu)

[www.wsucougars.com](http://www.wsucougars.com)



#### NATIONAL INVITATION TOURNAMENT

**NO. 2 WASHINGTON STATE (20-12) VS. NO. 3 OKLAHOMA STATE (20-13)**

WSU	CATEGORY	OSU
Pullman, Wash.	Location	Stillwater, Okla.
25,135	Enrollment	35,000
Pacific-10	Conference	Big 12
Cougars	Nickname	Cowboys
Ken Bone	Head Coach	Travis Ford
36-26 (2nd)	Coach's Record at School (Season)	65-36 (3rd)
371-191 (19th) / 113-74 (6th)	Coach's Career Record (Season)	255-182 (14th)
20-12	Overall Record	20-13
9-9	Conference Record	6-10
NR	National Ranking (AP/ESPN-USA Today)	NR
73.8	Points Per Game	68.3
67.3	Points Allowed Per Game	66.4
+6.5	Average Scoring Margin	+1.9
34.6	Rebounds Per Game	34.7
36.1	Rebounds Allowed Per Game	32.6
-1.4	Average Rebound Margin	+2.1
.462	Field Goal Percentage	.437
.397	Field Goal Percentage Defense	.412
.360	3-Point Field Goal Percentage	.298
.320	3-Point Field Goal Pct. Defense	.340
.705	Free-Throw Percentage	.724
13.7	Assists Per Game	10.0
13.1	Turnovers Per Game	13.6
14.9	Turnovers Forced Per Game	13.6
1.0	Assist/Turnover Ratio	0.7
3.7	Blocks Per Game	2.8
6.9	Steals Per Game	6.7

#### Starters Last Time Out

##### Washington State

No.	Name	Pos.	Ht.	Wt.	Yr.	ppg	Other
23	DeAngelo Casto	F	6-8	255	Jr.	12.1	1.7 bpg
31	Abe Lodwick	F	6-7	208	Jr.*	3.5	4.0 rpg
0	Marcus Capers	G	6-4	185	Jr.	5.9	4.4 rpg
1	Klay Thompson	G	6-6	202	Jr.	22.2	3.1 3fgm/pg
3	Reggie Moore	G	6-1	180	So.	9.3	3.6 apg

##### Key Reserves

11	Faisal Aden	G	6-4	185	Jr.	13.3	1.4 spg
12	Brock Motum	F	6-10	230	So.	7.3	.600 fg pct
44	Patrick Simon	F	6-8	214	Fr.	3.3	.727 ft pct

##### Oklahoma State

No.	Name	Pos.	Ht.	Wt.	Yr.	ppg	Other
31	Matt Pilgrim	F	6-8	255	Sr.	5.1	5.6 rpg
33	Marshall Moses	F	6-7	255	Sr.	14.5	7.4 rpg
5	Roger Dowell	G	6-1	180	So.	4.9	.513 fg pct
12	Keiton Page	G	5-9	160	Jr.	13.3	1.8 apg
15	Nick Sidorakis	G	6-4	195	Sr.	2.4	1.3 rpg

##### Key Reserves

0	Jean-Paul Olukemi	G/F	6-5	215	So.	11.3	4.1 rpg
22	Markel Brown	G	6-3	190	Fr.	6.3	2.5 rpg
32	Roger Franklin	F	6-5	215	So.	1.6	2.4 rpg



#### Series Information vs. Oklahoma State

Oklahoma State leads the all-time series 1-0

Date	Site	W/L	Score
Dec. 4, 2004	A	L	29-81

#### WSU NIT Results

1992 (March 18) - NIT First Round (at Pullman, Wash.)  
 Washington State 72, Minnesota 70  
 1992 (March 23) - NIT Second Round (at Albuquerque, N.M.)  
 New Mexico 79, Washington State 71  
 1995 (March 15) - NIT First Round (at Pullman, Wash.)  
 Washington State 94, Texas Tech 82  
 1995 (March 20) - NIT Second Round (at Normal, Ill.)  
 Washington State 83, Illinois State 80  
 1995 (March 23) - NIT Third Round (at Buffalo, N.Y.)  
 Canisius 89, Washington State 80  
 1996 (March 14) - NIT First Round (at Pullman, Wash.)  
 Washington State 92, Gonzaga 73  
 1996 (March 19) - NIT Second Round (at Lincoln, Neb.)  
 Nebraska 82, Washington State 73  
 2009 (March 17) - NIT First Round (Moraga, Calif.)  
 Saint Mary's 68, Washington State 57  
 2011 (March 16) - NIT First Round (Pullman, Wash.)  
 Washington State 85, Long Beach State 74

#### BROADCAST INFORMATION

TV: ESPN2

Play-by-Play: Roxy Bernstein

Color Analyst: Miles Simon

Radio: Cougar IMG College Radio Network

Play-by-Play: Bud Nameck

GameTracker: [www.wsucougars.com](http://www.wsucougars.com)

Bellingham ..... KPUG-AM 1170  
 Centralia ..... KMNT-FM 104.3  
 Colville ..... KCVL-AM 1240  
 Everett ..... KRKO-AM 1380  
 Lewiston ..... KCLK-AM 1430  
 Moses Lake ..... KBSN-AM 1470  
 Mt. Vernon ..... KAPS-AM 660  
 Moscow ..... KCLX-AM 1450  
 Portland ..... KKPZ-AM 1330  
 Pullman ..... KQQQ-AM 1150  
 Seattle ..... KKOL-AM 1300  
 Spokane ..... KXLY-AM 920  
 Tacoma ..... KHHO-AM 850  
 Tri-Cities ..... KONA-AM 610  
 Walla Walla ..... KGDC-AM 1320  
 Wenatchee ..... KKRT-900 AM  
 Internet ..... [wsucougars.com](http://wsucougars.com)  
 XM Satellite Radio.....  
 Telephone Teamline..... 1-800-846-4700



WSU HOSTS OKLAHOMA STATE IN SECOND ROUND OF NIT: Second-seeded Washington State University men's basketball (20-12) continues its season as it hosts No. 3 Oklahoma State (20-13), in the second round of the NIT, Monday, March 21 at 8:30 p.m. PT at Pullman's Beasley Coliseum. The game can be seen live on ESPN2. The winner of Monday's game will take on the winner of the No. 1 Boston College-No. 4 Northwestern game that will be played Saturday.

#### ABOUT THE COUGARS:

- The Cougars hold a 20-12 overall record and finished sixth in the Pacific-10 Conference with a 9-9 league mark.
- WSU advanced to the NIT Second Round with an 85-74 victory over Long Beach State March 16 at Beasley Coliseum.
- The Cougs are 11-4 at Beasley Coliseum this season and were 6-3 at home in conference play.
- WSU's home losses came to NCAA-Tournament participants Kansas State, Arizona and UCLA, along with Stanford.
- Prior to Wednesday's victory, WSU had lost its last two games, the Pac-10 tournament game to Washington and a home loss to UCLA in overtime March 5...the Cougs have not won more than two-straight games since December.
- Junior Klay Thompson leads the team, the conference and ranks eighth in the country with 22.2 points per game.
- He also ranks in the league's top-five in 3-point field goals made per game (ninth in the country), free throw percentage, 3-point field goal percentage and steals.
- Junior transfer Faisal Aden is second on the team and 14th in the league with 13.3 points per game...he's scored in double-figures in the last three games.
- Junior DeAngelo Casto leads the Cougs in rebounding and ranks eighth in the league with 6.9 boards a game...he's third on the team and 18th in the league in scoring with 12.1 points, while ranking second in the conference with 1.7 blocks per game.
- Sophomore point guard Reggie Moore, who has missed six games this season, is adding 9.3 points and a league ninth-best 3.6 assists an outing.

#### IN THE NIT:

- Washington State is making its second appearance in the National Invitation Tournament in three years and the fifth time in its history.
- The Cougars are now 5-4 all-time in NIT games and have won at least one game in the tournament in four of their five appearances.

- Two seasons ago (2008-09), WSU entered the NIT as the No. 7 seed and fell to No. 2 Saint Mary's, 68-57, in the first round at Moraga, Calif.
- Three current Cougars played in WSU's last NIT game, Marcus Capers, DeAngelo Casto and Klay Thompson...all three were freshmen...Thompson finished with seven points, while Capers and Casto each contributed six.
- WSU has won all four NIT games it has hosted at Pullman...all four were first round games.
- In 1992 WSU defeated Minnesota in the first round at home, in 1995 it was a victory over Texas Tech at home and in 1996 the Cougars defeated Gonzaga in the first round at Pullman...now this year WSU defeated Long Beach State at home.
- WSU has faced two other Big 12 teams in the NIT, and is 1-1 against the league in the tournament...the Cougars defeated Texas Tech, 94-82, in the first round of the 1995 NIT at Pullman...WSU fell to Nebraska, 82-73, in the second round of the 1996 NIT at Lincoln, Neb.
- WSU and California represent the Pac-10 in the NIT this year...the two teams tie for the most from the league in the NIT since 1998-99, when three teams went.
- Three Pac-10 teams have won the NIT Championship, UCLA in 1985, Stanford in 1991 and California in 1999...just five times has a Pac-10 team advanced to the semifinals, the last to do so was Oregon in 2004, finishing third.
- For more information on WSU in the NIT see pages 5-6 of these notes.

#### AGAINST THE COWBOYS:

- Washington State and Oklahoma State have met just once in the two schools' histories.
- OSU won the only meeting in decisive fashion, 81-29, Dec. 4, 2004 at Stillwater.
- WSU holds a 11-17 record against current members of the Big 12 Conference.
- Oklahoma is the only current Big 12 member that WSU has never faced.
- The Cougars have winning records against Baylor (2-1), Texas A&M (1-0) and Texas Tech (1-0).
- Of all the Big 12 teams, WSU has faced Nebraska the most with a 2-6 record against the Huskers.
- The Cougars are 1-1 against Big 12 teams this season, having lost to No. 5 Kansas State Dec. 3 and defeated No. 15 Baylor, Dec. 23 at the Diamond Head Classic.

#### COACHING STAFF

Head Coach:..... Ken Bone, Second season  
 Alma Mater:.....Seattle Pacific, 1983  
 Assistant Coaches: .....  
 .....Curtis Allen (Washington, 2005)  
 .....Jeff Hironaka (Eastern Oregon, 1980)  
 .....Ben Johnson (Wisconsin-Green Bay, 1992)  
 Coordinator of Basketball Operations:.....  
 .....Jared Barrett (Eastern Oregon, 1998)  
 Operations Assistant: .....  
 .....Tim Marrion (Washington State, 2006)

#### PRONUNCIATION GUIDE

Faisal Aden ..... Fays-UHL Aid-in  
 Steven Bjornstad ..... Be-YORN-stad  
 Marcus Capers ..... CAPE-ers  
 Will Dilorio (the second 'i' is capitalized)De-Oreo  
 Dexter Kernich-Drew ..... Ker-nick

#### ATHLETIC MEDIA RELATIONS

Asst. Director/MBB Contact: ..... Jessica Schmick  
 Office Phone: ..... (509) 335-0255  
 Cell Phone: ..... (509) 781-0550  
 E-Mail: ..... jessica\_schmick@wsu.edu  
 Student Asst./Secondary Contact Casey Johnson  
 Cell Phone: ..... 360-713-8770  
 E-Mail: ..... cj1789@wsu.edu  
 Director: ..... Bill Stevens  
 Assistant Directors: Linda Chalich, Craig Lawson  
 ..... Jessica Schmick, TBA  
 SID Address: ..... Bohler Athletic Complex 195  
 ..... Pullman, WA 99164-1602  
 SID Fax: ..... (509) 335-0267  
 Website: ..... www.wsucougars.com

#### NLI EARLY SIGNING PERIOD

DaVonte' Lacy (6-4, 200, G)  
 Tacoma, Wash./Curtis HS

Greg Sequele (6-8, 225, F)  
 Los Angeles/Ribet Academy

#### 2010-11 WASHINGTON STATE ROSTER

No.	Name	Pos.	Ht.	Wt.	Yr.	Exp.	Hometown (Last School)
0	Marcus Capers	G	6-4	185	JR	2V	Winter Haven, Fla. (Montverde Academy)
1	Klay Thompson	G	6-6	202	JR	2V	Ladera Ranch, Calif. (Santa Margarita Catholic HS)
2	Mike Ladd	G	6-5	190	JR^	TR	Seattle, Wash. (Fresno State)
3	Reggie Moore	G	6-1	180	SO	1V	Seattle, Wash. (Brewster Academy-N.H.)
5	Will Dilorio	G	6-5	188	FR	HS	Bainbridge Island, Wash. (Bainbridge HS)
11	Faisal Aden	G	6-4	185	JR	TR	San Diego, Calif. (Hillborough CC)
12	Brock Motum	F	6-10	230	SO	1V	Brisbane, Australia (Australia Institute of Sport)
13	Steven Bjornstad	C	6-11	240	SO	1V	Vancouver, Wash. (Columbia River HS)
15	Chris McNamara	C	6-10	277	JR	TR	Leeds, England (Bellevue CC)
22	Ben Loewen	G	6-0	172	JR*	1V	Spokane, Wash. (Whitworth University)
23	DeAngelo Casto	F	6-8	255	JR	2V	Spokane, Wash. (Ferris HS)
24	Dexter Kernich-Drew	G	6-6	180	FR	HS	Melbourne, Australia (Caulfield Grammar)
25	Dre' Winston, Jr.	G	6-1	166	FR	HS	Lakewood, Wash. (Lakes HS)
31	Abe Lodwick	G/F	6-7	208	JR*	2V	Bend, Ore. (Mountain View HS)
40	Charlie Enquist	F	6-10	235	JR*	2V	Edmonds, Wash. (Kings HS)
44	Patrick Simon	F	6-8	214	FR	HS	Ephrata, Wash. (Ephrata HS)

\*used redshirt season ^Will redshirt this season



#### THOMPSON'S RECORD-BREAKING SEASON:

- Junior Klay Thompson has already five WSU career and single-season records this year.
- He is WSU's all-time single-season scoring leader with 689 points so far this season...he passed Isaac Fontaine who set the record in 1997 with 657 points.
- Thompson is also the Cougars' career leader for 3-point field goals made...he now has 239 made 3-pointers and took the crown from Eddie Hill who played at WSU from 1991-94 and made 233.
- Thompson also holds the career record for 3-point field goals attempted (600), and the season records for 3-point field goals made (95) and field goal attempts (508).

#### THOMPSON BECOMES THIRD ALL-TIME LEADING SCORER:

- Klay Thompson has 1,712 points in 95 career games, ranking third in WSU's career record books.
- As a sophomore he became the 31st Coug and third-fastest to reach 1,000 points as he did it in his 63rd career game March 6, 2010.
- Isaac Fontaine holds the school record with 2,003 points in his career from 1994-97.
- Steve Puidokas ranks second with 1,894 points from 1974-77.
- If Thompson were to score his career average of 18.0 points per game as a senior, he would add 558 points next year, giving him 2,245 points...that would rank sixth all-time in conference history.
- Thompson's current 1,712 points ranks 49th in Pac-10 history for career scoring.

#### KLAY TEARS UP PAC-10 TOURNAMENT RECORD BOOKS TOO:

- Although the Cougars played just one game in the 2011 Pac-10 Tournament, Klay Thompson left his mark, setting or tying five single-game tournament records.
- Thompson set the single-game scoring record with 43 points, passing California's Leon Powe's 41 which he accomplished in two overtimes against Oregon, March 10, 2006...Reggie Miller of UCLA had the regulation record with 39 points against Arizona State, March 6, 1987.
- Thompson also bettered Miller's single-half record of 24 points with 25 of his own in the second half.
- Thompson's eight 3-point field goals is a record as well, bettering seven done by Arizona's Salim Stoudamire and Oregon's Bryce Taylor.
- He also tied Reggie Miller's field goal record (15) and the 3-point field goal attempt record (14), done four times, most recently by former Coug Derrick Low.

#### SHORT-MANNED LOSSES:

- Two of Washington State's last three losses have been decided by four points or less and both came with the Cougars down at least one starter or significant contributor.
- The Cougars' 58-54 overtime loss to UCLA March 5 came without starters Klay Thompson and Reggie Moore...Thompson was suspended, while Moore injured his ankle in the previous game.
- WSU's 71-69 loss at Arizona State Feb. 19 came without sixth-man Faisal Aden, who has been battling knee problems all season.

#### LAST TIME OUT:

- Washington State advanced to the second round of the NIT with an 85-74 victory over Long Beach State, Wednesday, March 16 at Beasley Coliseum.
- Klay Thompson's 25 points rank second in WSU's record books for single-game NIT scoring...he bettered Isaac Fontaine's 23 against Illinois State, March 20, 1995 and Mark Hendrickson's 24 March 14, 1996 against Gonzaga.

- Thompson's nine free throws (9-for-10) are tied for the third most in a single NIT game by a WSU player.
- Washington State's eight blocked shots tie for second-most by the Cougars this season and set a school single-game NIT record.
- WSU improved to 5-4 in the NIT...is 4-0 when hosting an NIT game.
- Faisal Aden scored in double-figures for the fourth-consecutive game, finished with 19 points.
- DeAngelo Casto moved into fifth on WSU's single-season blocks list with four blocks...he now has 51 on the season...his four blocks tie his season high.
- Long Beach State's 18 first half points are tied for third fewest by a Cougar opponent in a first half this season.
- Their 18 first-half points are the 49ers' fewest in a first half this season.

#### THOMPSON RETURNS TO PAC-10 40-POINT CLUB:

- Klay Thompson is one of just two Pac-10 Players to reach the 40-point plateau over the last five seasons...he has reached it twice.
- Thompson scored 43 against Washington March 10 at the Pac-10 Tournament and 43 against San Diego at the Great Alaska Shootout as a sophomore, Nov. 28, 2009.
- James Harden of Arizona State scored 40 points against UTEP, Nov. 30, 2008.
- Thompson's 43 are the most points scored by a Pac-10 player since Jason Kapono of UCLA scored 44 against WSU, Jan. 4, 2003.
- Below is a look at 40-point scorers in the Pac-10 since 2002-03.
- 2010-11:  
Klay Thompson (WSU) – 43 vs. Washington - 3/10/11
- 2009-10:  
Klay Thompson (WSU) – 43 vs. San Diego - 11/28/09
- 2008-09:  
James Harden (ASU) - 40 vs. UTEP - 11/30/08
- 2005-06:  
Leon Powe (Cal) - 41 vs. Oregon - 3/10/06
- 2003-04:  
Luke Jackson (Ore) - 42 vs. Arizona - 02/19/04  
Desmon Farmer (USC) – 40 vs. Arizona - 01/15/04  
Luke Jackson (Ore) – 40 vs. Colorado - 03/17/04
- 2002-03:  
Jason Kapono (UCLA) – 44 vs. WSU - 01/04/03  
Marcus Moore (WSU) – 42 vs. Gonzaga - 12/07/02

#### COUGARS EARN ALL-CONFERENCE HONORS:

- Klay Thompson was named to the 2010-11 All-Pac-10 Team...he is the fourth player in Cougar history to be named to the first team during multiple seasons.
- DeAngelo Casto was named to the All-Pac-10 second team as well as the Pac-10 All-Defensive Team.
- Last year Casto was named honorable mention and to the all-defensive team.
- Both Cougars earned Pac-10 All-Freshmen Accolades as rookies in 2008-09.

#### WSU REACHES 20 WINS:

- At 20-12, Washington State has reached 20-wins for the 18th time in school history.
- It's just the third time since 1994-95 that the Cougars have reached 20 wins in a season.
- The 20 wins are tied for 16th most wins by a Cougar team.
- Ken Bone is just the sixth WSU head coach to lead his team to a 20-win season.

#### DOUBLING UP IN A HALF:

- Klay Thompson is dominating not just games, but halves over his career.
- In his career Klay Thompson has had 80 halves with at least 10 points, 39 times in the first half and 41 in the second half.

## WHAT THEY SAY ABOUT KLAY...

"Whether Washington State's Klay Thompson is as good as I think he is. I believe Thompson can establish himself as the best player in the Pac-10 this season. He can really shoot it and really score, and is a vastly underrated defender. Thompson impressed me this past summer at the Nike Skills Academy, and he needs only to play stronger to be a first-team All-American."

-Jay Bilas, ESPN

"While next-level talent seems thin in the conference this year, Thompson is one player who looks like he has an NBA future. The Pac-10's top returning scorer (19.6 ppg) is also the most versatile player in the conference. At 6-6, he can play multiple positions, displays plus ball-handling ability and reminds some of Evan Turner. He also has a picture-perfect jump shot, with range beyond the three-point line."

- Sports Illustrated

- John R. Wooden Preseason Top 50 Candidate
- Preseason All-American, Honorable Mention (SI.com)
- Preseason All-American, Fifth Team (Dick Vitale)
- 43rd-Best Player in the Country (Rivals.com)
- Best Player in the Pac-10 (Sports Illustrated)
- All-Junior Team (Rivals.com)

- Pac-10 Player of the Week - Nov. 22-28
- Pac-10 Player of the Week - Dec. 6-12

#### 2009-10 Honors:

- First Team All-Pac-10
- USBWA All-District Team
- NABC All-District Team

#### Great Alaska Shootout

- Carrs/Safeway Player of the Game - Nov. 25
- Carrs/Safeway Player of the Game - Nov. 27
- Carrs/Safeway Player of the Game - Nov. 28
- Great Alaska Shootout Most Outstanding Player - Nov. 28

- Pac-10 Player of the Week - Nov. 16-22
- Pac-10 Player of the Week - Nov. 23-29

- ESPN.com Player of the Week - Nov. 23-29

- John R. Wooden Midseason Top 30 Candidate
- Naismith Award Midseason Top 30 Candidate

- Third fastest and 31st Cougar to 1,000 points - March 6, 2010

## PAC-10 RANKINGS

#### SCORING

1.	Klay Thompson	22.2 ppg
14.	Faisal Aden	13.3 ppg
18.	DeAngelo Casto	12.1 ppg

#### FIELD GOAL PERCENTAGE

2.	DeAngelo Casto	145-244, .594
----	----------------	---------------

#### FREE THROW PERCENTAGE

2.	Klay Thompson	140-169, .828
----	---------------	---------------

#### ASSISTS

7.	Klay Thompson	3.9 apg
9.	Reggie Moore	3.6 apg

#### STEALS

5.	Klay Thompson	1.7 spg
7.	Faisal Aden	1.4 spg

#### REBOUNDING

8.	DeAngelo Casto	6.9 rpg
----	----------------	---------

#### 3-POINT FIELD GOALS MADE

1.	Klay Thompson	93, 3.1 ppg
----	---------------	-------------

#### 3-POINT FIELD PERCENTAGE

4.	Klay Thompson	95-226, .420
----	---------------	--------------

#### ASSIST/TURNOVER RATIO

4.	Reggie Moore	1.7 (89 asst/52 to)
----	--------------	---------------------

#### BLOCKED SHOTS

2.	DeAngelo Casto	1.7 bpg
8.	Klay Thompson	1.0 bpg

\*\*Stats games through March 17

### KLAY TRACKER

Games	Student-Athlete	Points
95	Steve Puidakas	1,778
95	Klay Thompson	1,712
95	Isaac Fontaine	1,445





# WSU CAREER LEADERS

## SCORING

1. Isaac Fontaine (1994-97)	2003
2. Steve Puidokas (1974-77)	1894
3. Klay Thompson (2009-present)	1712

## SCORING AVERAGE

1. Steve Puidokas (1974-77)	18.6
2. Jim McKean (1966-68)	18.3
3. Klay Thompson (2009-present)	18.0
4. Isaac Fontaine (1994-97)	16.7

## 3-POINT FIELD GOALS

1. Klay Thompson (2009-present)	239
2. Eddie Hill (1991-94)	233
3. Thomas Kelati (2002-05)	232

## 3-POINT FIELD GOAL ATTEMPTS

1. Klay Thompson (2009-Present)	600
2. Bennie Seltzer (1990-93)	585
3. Derrick Low (2005-08)	583

## 3-POINT FIELD GOAL PERCENTAGE

1. Isaac Fontaine (1994-97)	.457
4. Blake Pengelly (1997-2000)	.402
5. Taylor Rochestie (2007-09)	.401
6. Terrence Lewis (1991-92)	.399
7. Klay Thompson (2009-present)	.398
8. Donminic Ellison (1994-96)	.3975

## FIELD GOALS

1. Steve Puidokas (1974-77)	734
2. Isaac Fontaine (1994-97)	692
3. Don Collins (1977-80)	614
4. Brian Quinnett (1985-89)	587
5. Klay Thompson (2009-present)	586

## FIELD GOAL ATTEMPTS

1. Steve Puidokas (1974-77)	1499
2. Isaac Fontaine (1994-97)	1421
3. Klay Thompson (2009-present)	1371

## FREE THROW PERCENTAGE

1. Taylor Rochestie (2007-09)	.835
2. Jan-Michael Thomas (1999-2000)	.829
3. Byron Vadset (1962-64)	.825
4. Klay Thompson (2009-Present)	.822
5. Bryan Rison (1979-80)	.8049
10. Thomas Kelati (2002-05)	.793
11. Reggie Moore (2010-Present)	.779

## BLOCKED SHOTS

1. James Donaldson (1976-79)	176
2. DeAngelo Casto (2009-present)	157
13. Joe Wallace (1984-87)	80
14. Klay Thompson (2009-present)	73

## BLOCKS AVERAGE

1. James Donaldson (1976-79)	2.1
2. DeAngelo Casto (2009-Present)	1.7
3. Ivory Clark (2006-07)	1.4
14. Kyle Weaver (2005-08)	0.77
Klay Thompson (2009-Present)	0.77
16. Aron Baynes (2006-09)	0.76
17. Guy Williams (1982-83)	0.75
18. Joe Wallace (1984-87)	0.73
19. Jeff Varem (2004-05)	0.58

## STEALS

1. Don Collins (1977-80)	204
8. Derrick Low (2005-08)	145
9. Thomas Kelati (2002-05)	133
10. Klay Thompson (2009-Present)	128

## STEALS AVERAGE

1. Bryan Rison (1979-80)	2.2
12. Tyrone Brown (1981-82)	1.4
13. Klay Thompson (2009-Present)	1.35
14. Derrick Low (2005-08)	1.294
15. Tony Harris (1993-94)	1.293
16. Bennie Seltzer (1990-93)	1.27
17. Reggie Moore (2010-Present)	1.14

## REBOUNDS

1. Steve Puidokas (1974-77)	992
14. Dennis Hogg (1969-71)	569
15. Gary Elliot (1968-70)	554
16. DeAngelo Casto (2009-Present)	553

- He has scored 15 or more points in 28 halves, 12 in the first and 16 in the second.
- Thompson has scored 20-plus points in a half eight times, three in the first half, five in the second half.
- In 23 games Thompson has scored in double figures in both halves, three as a freshman, eight as a sophomore and 12 so far as a junior.
- This season Thompson has scored in double figures in 38 halves.
- Faisal Aden (16 halves), DeAngelo Casto (nine halves), Reggie Moore (five halves), Brock Motum (three halves) and Patrick Simon (one half) have each reached double figures in at least one half this season as well.
- Moore reached double figures in 16 halves last year as a freshman, one shy of Thompson's freshman mark.

## THOMPSON EARNS NABC AND USBWA HONORS:

- Klay Thompson was named to both the National Association of Basketball Coaches (NABC) and United States Basketball Writers' Association (USBWA) all-district teams.
- Thompson became one of three Cougars to earn NABC first team all-district honors in their career.
- He is the first Cougar to be honored by the USBWA multiple times.

## THOMPSON NAMED WOODEN AND NAISMITH MID-SEASON CANDIDATE:

- Klay Thompson was one of 30 midseason candidates for the 2010-11 John R. Wooden Award and Naismith Award.
- Earlier this season, Thompson became the first Cougar to make the preseason lists since Derrick Low and Kyle Weaver were both named to the preseason top-50 prior to the 2007-08 season.
- He is the first to move on to the Wooden midseason top-30 since Low went on to make the midseason cut that year...the first to make the Naismith top-30 cut since Weaver in 2007-08.
- Thompson was joined by Isaiah Thomas (Washington) and Derrick Williams (Arizona) on both lists.

## KLAY A CANDIDATE FOR SPORTS STAR OF THE YEAR:

- Klay Thompson was one of five candidates for the 2010 Male Sports Star of the Year presented by ROOT SPORTS, put on by the Seattle Sports Commission.
- The award was given to Olympic speed skater Apolo Ono at the awards show held Jan. 26.
- The Male Sports Star of the Year is awarded to a male athlete or coach for outstanding achievement in 2010 in a non-professional sport.
- Also nominated for the award are University of Washington student-athletes Quincy Pondexter (basketball) and Mason Foster (football), and Olympic speed skaters Apolo Ono and J.R. Celski.

## THOMPSON NAMED PLAYER OF THE WEEK AGAIN:

- For the second time this season and the fourth in his career, Klay Thompson has been named the Pacific-10 Conference Men's Basketball Player of the Week for the week of Dec. 6-12.
- The junior guard helped lead the Cougars to wins over Gonzaga and Texas-Pan American.
- For the week, he averaged 19.5 points, 5.0 assists, 3.5 steals and 3.0 rebounds.

# WSU SEASON LEADERS

## SCORING

1. Klay Thompson (2011)	689
2. Isaac Fontaine (1997)	657
3. Don Collins (1980)	647
4. Klay Thompson (2010)	609

## SCORING AVERAGE

1. Don Collins (1980)	23.1
2. Steve Puidokas (1975)	22.4
3. Klay Thompson (2011)	22.2
4. Isaac Fontaine (1997)	21.9
5. Klay Thompson (2010)	19.65

## 3-POINT FIELD GOALS

1. Klay Thompson (2011)	95
2. Derrick Low (2008)	92
3. Jan-Michael Thomas (1999)	89

## 3-POINT FIELD GOAL ATTEMPTS

1. Derrick Low (2008)	239
2. Klay Thompson (2011)	226
3. Jan-Michael Thomas (1999)	220
4. Klay Thompson (2010)	209

## FIELD GOALS

1. Don Collins (1980)	253
2. Vince Hanson (1945)	242
3. Klay Thompson (2011)	227

## FIELD GOAL ATTEMPTS

1. Klay Thompson (2011)	508
2. Klay Thompson (2010)	485

## BLOCKED SHOTS

1. James Donaldson (1978)	82
4. DeAngelo Casto (2010)	67
5. Ivory Clark (2007)	53
6. DeAngelo Casto (2011)	51

## STEALS

1. Don Collins (1980)	76
8. Ken McFadden (1981)	57
9. Keith Morrison (1985)	56
10. Neil Derrick (1992)	55
11. Klay Thompson (2011)	54



## NIT TOURNAMENT RECORDS

### POINTS

#### Individual Career

- 117, Isaac Fontaine (five games)
- 87, Mark Hendrickson (five games)
- 65, Tavares Mack (five games)

#### Individual Single Game

- 32, Isaac Fontaine vs. Texas Tech, March 15, 1995
- 25, Klay Thompson vs. Long Beach St., March 16, 2011
- 24, Mark Hendrickson vs. Gonzaga, March 14, 1996

#### Team Single Game

- 94, vs. Texas Tech, March 15, 1995
- 92, vs. Gonzaga, March 14, 1996
- 85 vs. Long Beach State, March 16, 2011

### FIELD GOALS

#### Individual Career

- 45, Isaac Fontaine (five games)
- 30, Mark Hendrickson (five games)
- 27, Tavares Mack (five games)

#### Individual Single Game

- 11, Isaac Fontaine vs. Texas Tech, March 15, 1995
- 10, Isaac Fontaine vs. Illinois State, March 20, 1995
- 9, Isaac Fontaine vs. Canisius, March 23, 1995
- 9, Mark Hendrickson vs. Gonzaga, March 14, 1996

#### Team Single Game

- 33, vs. Illinois State, March 20, 1995
- 33, vs. Gonzaga, March 14, 1996
- 32, vs. Texas Tech, March 15, 1995

### FIELD GOAL ATTEMPTS

#### Individual Career

- 72, Isaac Fontaine (five games)
- 56, Shamon Antrum (five games)
- 51, Mark Hendrickson (five games)

#### Individual Single Game

- 20, Terrence Lewis vs. New Mexico, March 23, 1992
- 18, Isaac Fontaine vs. Canisius, March 23, 1995
- 17, Neil Derrick vs. New Mexico, March 23, 1992

#### Team Single Game

- 70, vs. New Mexico, March 23, 1992
- 68, vs. Illinois State, March 20, 1995
- 65, vs. Canisius College, March 23, 1995

### 3-POINT FIELD GOALS

#### Individual Career

- 12, Shamon Antrum (five games)
- 9, Donminic Ellison (five games)
- 8, Isaac Fontaine (five games)

#### Individual Single Game

- 6, Terrence Lewis vs. New Mexico, March 23, 1992
- 4, Shamon Antrum vs. Illinois State, March 20, 1995
- 4, Isaac Fontaine vs. Nebraska, March 19, 1996

#### Team Single Game

- 10, vs. New Mexico, March 23, 1992
- 10, vs. Texas Tech, March 15, 1995
- 9, vs. Nebraska, March 19, 1996

### 3-POINT FIELD GOAL ATTEMPTS

#### Individual Career

- 32, Shamon Antrum (five games)
- 24, Donminic Ellison (five games)
- 17, Terrence Lewis (two games)

#### Individual Single Game

- 12, Shamon Antrum vs. Illinois State, March 20, 1995
- 10, Shamon Antrum vs. Nebraska, March 19, 1996
- 9, Terrence Lewis vs. New Mexico, March 23, 1992

#### Team Single Game

- 24, vs. Nebraska, March 19, 1996
- 23, vs. Illinois State, March 20, 1995
- 21, vs. Minnesota, March 18, 1992

### FREE THROWS

#### Individual Career

- 23, Mark Hendrickson (five games)
- 19, Isaac Fontaine (five games)
- 11, Tavares Mack (five games)

#### Individual Single Game

- 10, Terrence Lewis vs. Minnesota, March 18, 1992
- 9, Isaac Fontaine vs. Texas Tech, March 15, 1995
- 9, Mark Hendrickson vs. Canisius, March 23, 1995
- 9, Klay Thompson vs. Long Beach St., March 16, 2011

#### Team Single Game

- 27, vs. Minnesota, March 18, 1992
- 24, vs. Texas Tech, March 15, 1995
- 21, vs. Gonzaga, March 14, 1996

### FREE THROW ATTEMPTS

#### Individual Career

- 31, Mark Hendrickson (five games)
- 22, Isaac Fontaine (five games)
- 14, Tavares Mack (five games)

#### Individual Single Game

- 11, Terrence Lewis vs. Minnesota, March 18, 1992
- 10, Isaac Fontaine vs. Texas Tech, March 15, 1995
- 10, Klay Thompson vs. Long Beach St., March 16, 2011

#### Team Single Game

- 36, vs. Minnesota, March 18, 1992
- 31, vs. Texas Tech, March 15, 1996
- 26, vs. Gonzaga, March 14, 1996
- 26, vs. Long Beach State, March 16, 2011

### REBOUNDS

#### Individual Career

- 44, Mark Hendrickson (five games)
- 32, Tavares Mack (five games)
- 24, Isaac Fontaine (five games)

#### Individual Single Game

- 11, Carlos Daniel vs. Gonzaga, March 14, 1996
- 11, Mark Hendrickson vs. Nebraska, March 19, 1996
- 10, Mark Hendrickson vs. Illinois State, March 20, 1995
- 10, Mark Hendrickson vs. Gonzaga, March 14, 1996
- 10, Aron Baynes vs. Saint Mary's, March 17, 2009

#### Team Single Game

- 41, vs. Gonzaga, March 14, 1996
- 41, vs. Long Beach State, March 16, 2011
- 38, vs. Canisius, March 23, 1995

### ASSISTS

#### Individual Career

- 35, Donminic Ellison (five games)
- 12, Shamon Antrum (five games)
- 11, Isaac Fontaine (five games)

#### Individual Single Game

- 11, Donminic Ellison vs. Gonzaga, March 14, 1996
- 7, Donminic Ellison vs. Texas Tech, March 15, 1995
- 6, Donminic Ellison vs. Illinois State, March 20, 1995
- 6, Donminic Ellison vs. Canisius, March 23, 1995

#### Team Single Game

- 19, vs. Canisius, March 23, 1995
- 19, vs. Gonzaga, March 14, 1996
- 17 vs. Long Beach State, March 16, 2011

### BLOCKS

#### Individual Career

- 6, Carlos Daniel (five games)
- 5, DeAngelo Casto (two games)
- 3, Klay Thompson (two games)

#### Individual Single Game

- 4, DeAngelo Casto vs. Long Beach St., March 16, 2011
- 3, Carlos Daniel vs. Gonzaga, March 14, 1996
- 2, Carlos Daniel vs. Nebraska, March 19, 1996
- 2, Aron Baynes vs. Saint Mary's, March 17, 2009
- 2, Klay Thompson vs. Long Beach St., March 16, 2011

#### Team Single Game

- 8, vs. Long Beach State, March 16, 2011
- 4, vs. Saint Mary's, March 17, 2009
- 3, vs. Texas Tech, March 15, 1995
- 3, vs. Illinois State, March 20, 1995
- 3, vs. Gonzaga, March 14, 1996

### STEALS

#### Individual Career

- 7, Isaac Fontaine (five games)
- 6, Shamon Antrum (five games)
- 6, Mark Hendrickson (five games)

#### Individual Single Game

- 4, Tyrone Maxey vs. New Mexico, March 23, 1992
- 3, Shamon Antrum vs. Illinois State, March 20, 1995
- 3, Isaac Fontaine vs. Nebraska, March 19, 1996
- 3, Tavares Mack vs. Nebraska, March 19, 1996

#### Team Single Game

- 13, vs. Nebraska, March 19, 1996
- 8, vs. Illinois State, March 20, 1995
- 6, vs. New Mexico, March 23, 1992
- 6, vs. Texas Tech, March 15, 1995
- 6, vs. Long Beach State, March 16, 2011

## NIT TOTALS

Year	W	L	PCT
1991-92	1	1	.500
1994-95	2	1	.667
1995-96	1	1	.500
2008-09	0	1	.000
2010-11	1	0	1.000
<b>Totals</b>	<b>4</b>	<b>4</b>	<b>.500</b>

## NIT RESULTS

1992 (March 18) - NIT First Round (at Pullman, Wash.)  
Washington State 72, Minnesota 70

1992 (March 23) - NIT Second Round (at Albuquerque, N.M.)  
New Mexico 79, Washington State 71

1995 (March 15) - NIT First Round (at Pullman, Wash.)  
Washington State 94, Texas Tech 82

1995 (March 20) - NIT Second Round (at Normal, Ill.)  
Washington State 83, Illinois State 80

1995 (March 23) - NIT Third Round (at Buffalo, N.Y.)  
Canisius 89, Washington State 80

1996 (March 14) - NIT First Round (at Pullman, Wash.)  
Washington State 92, Gonzaga 73

1996 (March 19) - NIT Second Round (at Lincoln, Neb.)  
Nebraska 82, Washington State 73

2009 (March 17) - NIT First Round (Moraga, Calif.)  
Saint Mary's 68, Washington State 57

2011 (March 16) - NIT First Round (Pullman, Wash.)  
Washington State 85, Long Beach State 74



## NIT BOX SCORES

### MINNESOTA vs. WASHINGTON STATE

March 18, 1992 at Pullman, Wash. (Friel Court)  
WASHINGTON STATE 72, MINNESOTA 70  
MINNESOTA (16-16)

McDonald, Arriel 8-13 1-3 20; Lenard, Voshon 6-10 2-2 16; Walton, Jayson 5-10 2-4 12; Nzigamasabo, Ernest 2-3 3-4 7; Martin, Bob 3-4 1-2 7; Kolander, Chad 2-4 0-0 4; Jackson, Dana 1-3 0-0 2; Orr, Townsend 1-2 0-4 2; Tubbs, Nate 0-2 0-0 0. Totals 28-51 9-19 70.

WASHINGTON STATE (22-10)

Lewis, Terrence 3-13 10-11 17; Critton, Ken 4-6 8-9 16; Seltzer, Bennie 4-7 0-0 11; Derrick, Neil 2-9 5-6 9; Maxey, Tyrone 2-7 0-0 6; Hill, Eddie 1-3 2-3 5; Oatis, Tommie 1-2 2-5 4; Corkrum, Rob 2-2 0-2 4; Paine, Brian 0-7 0-0 0. Totals 19-56 27-36 72.

Minnesota 26 44 70

Washington State 34 38 72

3-point goals--Minnesota 5-11 (McDonald, Arriel 3-6; Lenard, Voshon 2-4; Tubbs, Nate 0-1), Washington State 7-21 (Seltzer, Bennie 3-6; Maxey, Tyrone 2-5; Hill, Eddie 1-2; Lewis, Terrence 1-8). Fouled out--Minnesota-Lenard, Voshon, Washington State-None. Rebounds--Minnesota 39 (Walton, Jayson 12), Washington State 32 (Lewis, Terrence 6; Critton, Ken 6). Assists--Minnesota 10 (Orr, Townsend 2; McDonald, Arriel 2; Kolander, Chad 2; Lenard, Voshon 2), Washington State 10 (Derrick, Neil 2; Seltzer, Bennie 2; Lewis, Terrence 2). Total fouls--Minnesota 26, Washington State 19. Technical fouls--Minnesota-None, Washington State-None. A-4003.  
1992 NIT First Round Game

### WASHINGTON STATE vs. NEW MEXICO

March 23, 1992 at Albuquerque, N.M. (The Pit)  
NEW MEXICO 79, WASHINGTON STATE 71  
WASHINGTON STATE (22-11)

Lewis, Terrence 7-20 0-0 20; Critton, Ken 5-9 2-2 12; Derrick, Neil 4-17 2-2 10; Maxey, Tyrone 3-6 1-3 10; Seltzer, Bennie 2-4 0-0 5; Hill, Eddie 1-3 2-3 4; Paine, Brian 2-4 0-0 4; Corkrum, Rob 2-5 0-0 4; Oatis, Tommie 1-2 0-0 2. Totals 27-70 7-10 71.

NEW MEXICO (20-12)

Logan, Steve 6-12 4-5 19; Scott, Will 6-14 4-4 16; Jaxon, Khari 7-7 1-3 15; Banks, Willie 2-7 5-7 9; Williams, Ike 3-10 2-2 8; LaMar, Lewis 2-4 4-6 8; McCrary, Vladimir 2-4 0-0 4; Heffner, Trent 0-0 0-0 0. Totals 28-58 20-27 79.

Washington State 32 39 71

New Mexico 40 39 79

3-point goals--Washington State 10-18 (Lewis, Terrence 6-9; Maxey, Tyrone 3-5; Seltzer, Bennie 1-2; Hill, Eddie 0-1; Oatis, Tommie 0-1), New Mexico 3-12 (Logan, Steve 3-6; Scott, Will 0-1; Banks, Willie 0-2; Williams, Ike 0-3). Fouled out--Washington State-Lewis, Terrence; Seltzer, Bennie, New Mexico-None. Rebounds--Washington State 33 (Critton, Ken 8), New Mexico 45 (Jaxon, Khari 16). Assists--Washington State 16 (Hill, Eddie 4), New Mexico 14 (Banks, Willie 4; Williams, Ike 4). Total fouls--Washington State 25, New Mexico 10. Technical fouls--Washington State-None, New Mexico-None. A-11184

### TEXAS TECH vs. WASHINGTON STATE

March 15, 1995 at Pullman, Wash. (Friel Court)  
WASHINGTON STATE 94, TEXAS TECH 82  
TEXAS TECH (20-10)

Hughes, Lance 8-15 3-4 23; Sasser, Jason 6-12 3-4 17; Carr, Cory 4-10 3-6 13; Martin, Jason 5-6 1-2 12; Ham, Darvin 3-5 3-4 9; Lloyd, Bernard 1-2 1-2 3; Collins, Chad 1-3 0-0 3; Davis, Mark 1-5 0-0 2; Battie, Tony 0-0 0-0 0; Smith, Koy 0-1 0-0 0. Totals 29-59 14-22 82.

WASHINGTON STATE (17-11)

Fontaine, Isaac 11-14 9-10 32; Hendrickson, Mark 7-10 3-4 19; Mack, Tavares 7-11 4-6 18; Ellison, Dominic 5-6 3-4 14; Antrum, Shamon 2-5 3-5 9; Corkrum, Rob 0-0 2-2 2; Vik, David 0-0 0-0 0; Daniel, Carlos 0-1 0-0 0; Griffin, Chris 0-1 0-0 0. Totals 32-48 24-31 94.

Texas Tech 43 39 82

Washington State 50 44 94

3-point goals--Texas Tech 10-27 (Hughes, Lance 4-9; Carr, Cory 2-6; Sasser, Jason 2-5; Martin, Jason 1-2; Collins, Chad 1-3; Smith, Koy 0-1; Davis, Mark 0-1), Washington State 6-10 (Antrum, Shamon 2-4; Hendrickson, Mark 2-3; Ellison, Dominic 1-2; Fontaine, Isaac 1-1). Fouled out--Texas Tech-Davis, Mark, Washington State-None. Rebounds--Texas Tech 26 (Davis, Mark 6), Washington State 25 (Mack, Tavares 6; Hendrickson, Mark 6). Assists--Texas Tech 17 (Sasser, Jason 4), Washington State 16 (Ellison, Dominic 7). Total fouls--Texas Tech 25, Washington State 20. Technical fouls--Texas Tech-None, Washington State-None. A-5200  
1995 Men's NIT First Round Game

### WASHINGTON STATE vs. ILLINOIS STATE

March 20, 1995 at Normal, Ill. (Redbird Arena)  
WASHINGTON STATE 83, ILLINOIS STATE 80  
WASHINGTON STATE (18-11)

Fontaine, Isaac 10-16 2-2 23; Antrum, Shamon 6-16 2-2 18; Hendrickson, Mark 5-10 3-4 13; Mack, Tavares 5-10 2-2 12; Ellison, Dominic 4-10 0-0 11; Daniel, Carlos 2-3 0-0 4; Corkrum, Rob 1-1 0-0 2; Vik, David 0-1 0-0 0; Griffin, Chris 0-1 0-0 0. Totals 33-68 9-10 83.

ILLINOIS STATE (20-13)

Altadonna, Chad 5-8 4-4 17; Kern, Brian 5-8 6-7 16; Trotter, Maurice 4-7 0-0 9; Franklin, Marcus 2-6 4-4 8; Cooper, Antonio 2-2 0-0 6; Cason, David 3-6 0-0 6; Muller, Dan 2-5 1-1 6; Gibbons, Rob 2-3 1-1 5; Wright, Kenny 1-4 2-4 4; Smiley, Jamar 1-4 1-2 3. Totals 27-53 19-23 80.

Washington State 46 37 83

Illinois State 46 34 80

3-point goals--Washington State 8-23 (Antrum, Shamon 4-12; Ellison, Dominic 3-7; Fontaine, Isaac 1-2; Vik, David 0-1; Hendrickson, Mark 0-1), Illinois State 7-14 (Altadonna, Chad 3-5; Cooper, Antonio 2-2; Muller, Dan 1-3; Trotter, Maurice 1-2; Smiley, Jamar 0-2). Fouled out--Washington State-None, Illinois State-None. Rebounds--Washington State 37 (Hendrickson, Mark 10), Illinois State 24 (Kern, Brian 7). Assists--Washington State 15 (Ellison, Dominic 6), Illinois State 19 (Cason, David 7). Total fouls--Washington State 18, Illinois State 11. Technical fouls--Washington State-None, Illinois State-None. A-8751  
1995 Men's NIT Second Round Game

### WASHINGTON STATE vs. CANISIUS

March 23, 1995 at Buffalo, N.Y. (Memorial Auditorium)  
CANISIUS 89, WASHINGTON STATE 80  
WASHINGTON STATE (18-12)

Fontaine, Isaac 9-18 1-2 20; Hendrickson, Mark 5-9 9-9 19; Mack, Tavares 5-9 0-0 10; Antrum, Shamon 4-8 0-0 10; Ellison, Dominic 2-7 2-2 8; Griffin, Chris 2-6 2-2 7; Daniel, Carlos 2-6 0-1 4; Vik, David 1-1 0-0 2; Corkrum, Rob 0-1 0-0 0. Totals 30-65 14-16 80.

CANISIUS COLLEGE (21-12)

Meeks, Michael 8-10 7-7 24; Barley, Darrell 8-9 4-4 20; Wise, Craig 3-11 7-8 13; Young, Chris 3-8 5-7 13; James, Damone 3-4 0-0 8; Moore, Javone 'Bam' 1-4 4-4 6; Frazier, Mickey 1-2 0-0 3; Collins, Ryan 1-5 0-0 2; Thompson, Kevin 0-3 0-0 0; Gorman, John 0-0 0-0 0. Totals 28-56 27-30 89.

Washington State 30 50 80

Canisius 36 53 89

3-point goals--Washington State 6-17 (Antrum, Shamon 2-4; Ellison, Dominic 2-7; Griffin, Chris 1-2; Fontaine, Isaac 1-4), Canisius College 6-21 (James, Damone 2-3; Young, Chris 2-6; Frazier, Mickey 1-2; Meeks, Michael 1-2; Collins, Ryan 0-2; Thompson, Kevin 0-1; Moore, Javone 'Bam' 0-1; Wise, Craig 0-4). Fouled out--Washington State-Daniel, Carlos; Fontaine, Isaac, Canisius College-None. Rebounds--Washington State 38 (Fontaine, Isaac 8), Canisius College 26 (Wise, Craig 7). Assists--Washington State 19 (Ellison, Dominic 6), Canisius College 24 (Wise, Craig 8). Total fouls--Washington State 21, Canisius College 14. Technical fouls--Washington State-Daniel, Carlos, Canisius College-None. A-9065  
1995 Men's NIT Third Round Game

### WASHINGTON STATE vs. GONZAGA

March 14, 1996 at Pullman, Wash. (Friel Court)  
WASHINGTON STATE 92, GONZAGA 73  
GONZAGA (21-9)

Rollins, Lorenzo 11-25 4-4 30; Snider, Scott 5-6 4-7 14; Bond, Jason 6-10 0-0 12; Kinloch, Jon 2-15 4-6 8; Dixon, Kyle 3-6 0-3 6; Rogers, Paul 1-2 1-4 3; Leasure, Mike 0-2 0-1 0; Nemeth, John 0-0 0-0 0; Williams, Kevin 0-4 0-0 0. Totals 28-70 13-25 73.

WASHINGTON STATE (17-11)

Hendrickson, Mark 9-13 4-5 24; Fontaine, Isaac 7-10 6-6 21; Antrum, Shamon 7-12 1-2 16; Mack, Tavares 5-5 5-5 15; Daniel, Carlos 3-13 3-4 9; Ellison, Dominic 1-5 2-4 5; Scott, Chris 1-2 0-0 2; Coby, Bill 0-0 0-0 0.

Slothemaker, Steve 0-0 0-0 0; Johnson, Cameron 0-0 0-0 0; Jackson, Kareem 0-0 0-0 0; Hutchens, Will 0-0 0-0 0. Totals 33-60 21-26 92.

Gonzaga 27 46 73

Washington State 46 46 92

3-point goals--Gonzaga 4-21 (Rollins, Lorenzo 4-7; Kinloch, Jon 0-8; Dixon, Kyle 0-2; Leasure, Mike 0-1; Williams, Kevin 0-3), Washington State 5-11 (Hendrickson, Mark 2-2; Fontaine, Isaac 1-2; Ellison, Dominic 1-4; Antrum, Shamon 1-2; Scott, Chris 0-1). Fouled out--Gonzaga-Snider, Scott, Washington State-None. Rebounds--Gonzaga 38 (Bond, Jason 10), Washington State 41 (Daniel, Carlos 11). Assists--Gonzaga 11 (Dixon, Kyle 5), Washington State 19 (Ellison, Dominic 11). Total fouls--Gonzaga 25, Washington State 21. Technical fouls--Gonzaga-None, Washington State-None. A-6985  
1996 Men's NIT First Round Game

### WASHINGTON STATE vs. NEBRASKA

March 19, 1996 at Omaha, Neb. (Bob Devaney Sports Center)  
NEBRASKA 82, WASHINGTON STATE 73  
WASHINGTON STATE

Fontaine, Isaac 8-14 1-2 21; Hendrickson, Mark 4-9 4-9 12; Antrum, Shamon 4-15 0-0 11; Daniel, Carlos 5-6 0-1 10; Mack, Tavares 5-9 0-1 10; Ellison, Dominic 3-7 1-1 9; Jackson, Kareem 0-1 0-0 0; Scott, Chris 0-2 0-0 0. Totals 29-63 6-14 73.

NEBRASKA

Strickland, Erick 5-7 6-7 18; Garner, Bernard 6-7 4-5 16; Badgett, Terrance 6-8 0-0 12; Wald, Tom 3-5 4-5 12; Boone, Jaron 4-11 0-0 8; Hamilton, Venson 2-8 2-4 6; Moore, Mikki 2-3 1-2 5; Markowski, Andy 1-1 1-2 3; Lue, Tyrone 1-1 0-0 2. Totals 30-51 18-25 82.

Washington State 37 36 73

Nebraska 47 35 82

3-point goals--Washington State 9-24 (Fontaine, Isaac 4-7; Antrum, Shamon 3-10; Ellison, Dominic 2-4; Jackson, Kareem 0-1; Scott, Chris 0-2), Nebraska 4-11 (Strickland, Erick 2-3; Wald, Tom 2-3; Boone, Jaron 0-5). Fouled out--Washington State-Mack, Tavares; Antrum, Shamon; Daniel, Carlos, Nebraska-None. Rebounds--Washington State 33 (Hendrickson, Mark 11), Nebraska 30 (Hamilton, Venson 12). Assists--Washington State 15 (Fontaine, Isaac 5; Ellison, Dominic 5), Nebraska 17 (Boone, Jaron 4; Strickland, Erick 4). Total fouls--Washington State 23, Nebraska 11. Technical fouls--Washington State-None, Nebraska-None. A-9037  
1996 Men's NIT Second Round Game

### WASHINGTON STATE vs. SAINT MARY'S (CA)

March 17, 2009 at Moraga, Calif. (McKeon Pavilion)  
SAINT MARY'S (CA) 68, WASHINGTON STATE 57  
WASHINGTON STATE (17-16)

Baynes, Aron 6-10 7-9 19; Rochestie, Taylor 6-16 1-1 14; Thompson, Klay 2-11 2-2 7; Casto, DeAngelo 2-2 2-2 6; Capers, Marcus 3-5 0-0 6; Harthun, Mike 1-5 0-0 3; Forrest, Caleb 1-3 0-0 2; Harmeling, Daven 0-1 0-0 0; Koprivica, Nikola 0-0 0-0 0. Totals 21-53 12-14 57.

SAINT MARY'S (CA) (27-6)

Mills, Patrick 8-15 6-6 27; Simpson, Diamon 5-10 8-12 18; Samhan, Omar 5-11 1-1 11; Hunter, Wayne 2-8 2-2 7; Smith, Yusef 1-2 0-0 3; O'Leary, Ian 1-1 0-0 2; McConnell, Mickey 0-2 0-1 0; Hughes, Carlin 0-4 0-0 0. Totals 22-53 17-22 68.

Washington State 23 34 57

Saint Mary's (CA) 36 32 68

3-point goals--Washington State 3-15 (Thompson, Klay 1-5; Harthun, Mike 1-2; Rochestie, Taylor 1-7; Harmeling, Daven 0-1), Saint Mary's (CA) 7-18 (Mills, Patrick 5-9; Smith, Yusef 1-2; Hunter, Wayne 1-3; McConnell, Mickey 0-1; Hughes, Carlin 0-3). Fouled out--Washington State-Capers, Marcus, Saint Mary's (CA)-None. Rebounds--Washington State 34 (Baynes, Aron 10), Saint Mary's (CA) 33 (Simpson, Diamon 11). Assists--Washington State 10 (Capers, Marcus 3; Thompson, Klay 3), Saint Mary's (CA) 11 (McConnell, Mickey 4). Total fouls--Washington State 16, Saint Mary's (CA) 12. Technical fouls--Washington State-None, Saint Mary's (CA)-None. A-2107  
2009 Men's NIT First Round Game

### WASHINGTON STATE vs. LONG BEACH STATE

March 16, 2011 at Pullman, Wash. (Friel Court)  
WASHINGTON STATE 85, LONG BEACH STATE 74  
LONG BEACH STATE (22-12)

Ware, Casper 8-16 5-6 25; Robinson, T.J. 7-12 2-3 16; Plater, Greg 5-16 0-0 14; Chang, Lin 2-3 4-5 9; Anderson, Larry 3-13 2-4 8; Phelps, Eugene 1-4 0-4 2; King, Jerramy 0-0 0-0 0; Richardson, Kyle 0-0 0-0 0; Dervisevic, Edis 0-2 0-0 0; Jackson, Corey 0-1 0-0 0; Nevens, Brandon 0-1 0-0 0; Wilson, Tristan 0-1 0-0 0. Totals 26-69 13-22 74.

WASHINGTON STATE (20-12)

Thompson, Klay 7-16 9-10 25; Aden, Faisal 7-12 1-2 19; Casto, DeAngelo 6-11 2-6 14; Motum, Brock 3-6 2-2 8; Moore, Reggie 3-5 1-2 8; Capers, Marcus 2-5 0-0 4; Dilorio, Will 0-0 4-4 4; Lodwick, Abe 1-3 0-0 3; Simon, Patrick 0-0 0-0 0; Enquist, Charlie 0-0 0-0 0; Loewen, Ben 0-0 0-0 0. Totals 29-58 19-26 85.

Long Beach State 18 56 74

Washington State 36 49 85

3-point goals--Long Beach State 9-30 (Ware, Casper 4-11; Plater, Greg 4-13; Chang, Lin 1-2; Dervisevic, Edis 0-1; Wilson, Tristan 0-1; Anderson, Larry 0-1; Robinson, T.J. 0-1), Washington State 8-18 (Aden, Faisal 4-6; Thompson, Klay 2-6; Moore, Reggie 1-2; Lodwick, Abe 1-3; Motum, Brock 0-1). Fouled out--Long Beach State-None, Washington State-None. Rebounds--Long Beach State 37 (Robinson, T.J. 14), Washington State 41 (Casto, DeAngelo 7; Lodwick, Abe 7; Thompson, Klay 7). Assists--Long Beach State 12 (Anderson, Larry 5), Washington State 17 (Moore, Reggie 5). Total fouls--Long Beach State 19, Washington State 17. Technical fouls--Long Beach State-Robinson, T.J., Washington State-None. A-4213  
NIT First Round





# WASHINGTON STATE HEAD COACH KEN BONE

## WHEN WSU...



**SECOND SEASON**  
**SEATTLE PACIFIC, 1983**  
**RECORD AT WSU: 36-27, 15-21**  
**CAREER RECORD/D-I ONLY: 371-192/113-76**

**COACHING EXPERIENCE:**

1982-83	Shorewood (WA) High School – Asst. Coach
1983-84	Cal State Stanislaus – Assistant Coach
1984-85	Cal State Stanislaus – Head Coach
1985-86	Olympic Junior College – Head Coach
1986-90	Seattle Pacific – Assistant Coach
1990-2002	Seattle Pacific – Head Coach
2002-05	University of Washington – Assistant Coach
2005-09	Portland State – Head Coach
2009-present	Washington State – Head Coach

## BONE VS OPPONENTS AS DI HEAD COACH

	At WSU	Overall
Air Force	1-0	1-0
Akron		1-0
Alaska Anchorage	1-0	1-0
Arizona	2-2	2-2
Arizona State	1-3	2-3
Arkansas		0-1
Baylor	1-0	1-1
Bethune-Cookman		1-0
Boise State		1-0
Butler	0-1	0-1
UC Davis		1-1
UCLA	0-3	0-4
California	1-3	1-3
Cal Poly		1-2
Cal State Fullerton		1-1
Cal State Northridge		0-1
Colorado State		0-1
Eastern Washington	1-0	5-5
Evergreen State		1-0
Fresno State	1-0	1-0
Gonzaga	1-1	2-3
Hampton		0-1
Howard		2-0
Idaho	2-0	4-0
Idaho State		8-2
Iona		0-1
Iowa State		0-1
IPFW	1-0	1-0
IUPUI		1-0
Kansas		0-1
Kansas State	0-2	0-2
Lehigh		1-0
Lewis and Clark		3-0

	At WSU	Overall
Linfield		1-0
LSU		1-0
Long Beach State	1-0	1-0
Middle Tennessee State		0-1
Mississippi State	1-0	1-0
Mississippi Valley State	1-0	1-0
Montana		5-3
Montana State		7-3
Nicholls State	1-0	1-0
Northern Arizona		6-3
Northern Colorado		6-0
Northern Illinois		1-0
Oregon	1-4	2-5
Oregon State	3-1	3-2
Pacific Lutheran		1-0
Portland	1-0	4-1
Portland State	1-0	1-0
Rice		1-0
Sacramento State		6-3
San Diego	1-0	1-0
San Jose State		1-1
Santa Clara	1-0	1-0
Seattle		2-0
Southern	1-0	1-0
USC	3-1	3-1
Stanford	2-2	2-2
Texas Southern		1-0
Texas-Pan American	1-0	1-0
Utah Valley State		2-0
Warner Pacific		1-0
Washington	2-3	2-6
Washington State		0-1
Weber State		3-6
Xavier		0-1

## KEN BONE YEAR-BY-YEAR


### AS A DIVISION I HEAD COACH

Year	School	Overall			Conference			Conference	NCAA
		W	L	Pct.	W	L	Finish	Tournament	Tournament
2005-06	Portland State	12	16	.428	5	9	T-5th	Quarterfinals	--
2006-07	Portland State	19	13	.594	9	7	4th	Semifinals	--
2007-08	Portland State	23	10	.697	14	2	1st	Champion	First Round
2008-09	Portland State	23	10	.697	11	5	T-2nd	Champion	First Round
2009-10	Washington St.	16	15	.516	6	12	10th	First Round	--
2010-11	Washington St.	20	12	.625	9	9	6th	Quarterfinals	--
Totals	6 Seasons	113	76	.598	54	47			

### AS A DIVISION II HEAD COACH

Year	School	Overall			Conference			NCAA
		W	L	Pct.	W	L	Finish	Tournament
1990-91	Seattle Pacific	17	10	.630	5	3	T-1st	--
1991-92	Seattle Pacific	23	8	.742	7	3	T-1st	--
1992-93	Seattle Pacific	21	9	.700	7	3	T-3rd	--
1993-94	Seattle Pacific	18	10	.643	6	6	T-3rd	First Round
1994-95	Seattle Pacific	20	9	.690	9	3	1st	Third Round
1995-96	Seattle Pacific	23	6	.793	9	3	T-1st	Third Round
1996-97	Seattle Pacific	18	9	.667	6	6	T-3rd	--
1997-98	Seattle Pacific	18	12	.600	7	5	T-2nd	Third Round
1998-99	Seattle Pacific	23	8	.742	12	6	T-3rd	Third Round
1999-00	Seattle Pacific	27	5	.844	12	2	1st	Semifinal
2000-01	Seattle Pacific	21	6	.777	14	4	2nd	First Round
2001-02	Seattle Pacific	24	5	.828	15	3	T-1st	Second Round
Totals	12 Seasons	25	97	.723			109/74	

	2010-11	2009-10	2008-09
Played an overtime game	1-2	1-2	2-0
Played a live television game	8-10	10-11	9-13
Led at the half	16-3	13-4	11-4
Trailing at the half	4-9	2-10	5-12
Was tied at the half		1-0	1-0
Shot under 40 % FG	2-3	2-6	2-9
Shot 40-44 % FG	6-5	3-5	5-4
Shot 45-49 % FG	2-4	1-2	5-2
Shot 50 % or better FG	13-0	10-2	5-1
Opp. Shot under 40 % FG	16-3	8-1	13-4
Opp. Shot 40-44 % FG	2-2	4-1	2-6
Opp. Shot 45-49 % FG	2-1	2-5	1-3
Opp. Shot 50 % or better FG	0-6	2-7	1-3
Made 0-4 three-pointers	3-6	5-6	5-8
Made 5-7 three-pointers	5-3	9-5	7-6
Made 8 or more three-pointers	12-3	2-4	5-2
Shot more FTs than its opp.	12-3	14-8	8-1
Shot less FTs than its opp.	6-8	1-6	9-14
Shot same FTs as its opp.	2-1	1-1	0-0
Had more rebounds than opp.	9-3	12-4	16-3
Had less rebounds than opp.	11-8	3-10	1-10
Had the same rebounds as opp.		1-1	0-2
Had less than 10 TOs	2-2	3-1	5-4
Had 10-15 TOs	14-11	9-10	10-11
Had more than 15 TOs	4-0	4-4	2-1
Opp. committed less than 10 TOs	1-1	1-2	5-8
Opp. committed 10-15 TOs	11-7	11-6	8-7
Opp. committed more than 15 TOs	8-4	3-7	4-0
Scored less than 50 points	0-1	0-1	0-3
Scored 50-59 points	0-3	1-4	4-11
Scored 60-69 points	3-4	3-5	8-2
Scored 70-79 points	5-2	7-2	4-0
Scored 80-89 points	12-2	2-3	1-0
Scored 90 or more points		3-0	0-0
Allowed less than 50 points	2-0	1-0	8-1
Allowed 50-59 points	6-1	1-2	7-4
Allowed 60-69 points	4-4	10-1	1-9
Allowed 70-79 points	7-3	4-5	0-2
Allowed 80-89 points	1-4	0-4	1-0
Allowed 90 or more points		0-3	0-0
Played a day game	3-4	5-5	3-6
Played a night game	17-6	11-10	14-10
Played Sunday	3-0	0-1	1-0
Played Monday		1-0	0-0
Played Tuesday	3-0	1-0	3-1
Played Wednesday	3-1	2-2	1-1
Played Thursday	4-5	2-6	4-5
Played Friday	2-2	3-0	2-0
Played Saturday	5-4	7-6	6-9
Played in November	5-0	6-0	5-1
Played in December	5-4	4-3	3-3
Played in January	5-2	4-4	4-5
Played in February	3-4	2-5	4-4
Played in March	2-2	0-3	1-3
Wore its white uniform	8-3	9-5	12-8
Wore its gray uniforms	6-1	4-1	
Wore its crimson uniform	6-7	3-9	5-8



#0

# Marcus Capers

Guard • 6-4 • 180 • Junior  
Winter Haven, Fla. • Montverde Academy

## 2010-11 GAME-BY-GAME STATISTICS

Opponent	Date	GS	Min	FG	FGA	Pct	3FG	FGA	Pct	FT	FTA	Pct	Off	Def	Tot	Avg	PF	FO	A TO	Blk	Stl	Pts	Avg		
SOUTHERN UNIVERSITY	11/13/10	*	30	3	6	.500	0	0	.000	2	2	1.000	5	10	15	15.0	3	0	3	1	0	2	8	8.0	
IDAHO	11/16/10	*	31	2	4	.500	0	0	.000	1	2	.500	1	3	4	9.5	4	0	3	1	0	0	5	6.5	
vs Portland	11/23/10	*	32	2	2	1.000	0	0	.000	5	7	.714	2	2	4	7.7	2	0	5	1	3	0	9	7.3	
at Fresno State	11/26/10	*	31	2	3	.667	0	0	.000	0	0	.000	1	7	8	7.8	3	0	3	0	0	1	4	6.5	
SACRAMENTO STATE	11/30/10	*	26	4	8	.500	0	2	.000	1	2	.500	1	5	6	7.4	3	0	6	1	1	1	9	7.0	
KANSAS STATE	12/03/10	*	31	4	7	.571	0	0	.000	1	2	.500	4	0	4	6.8	0	0	2	0	0	2	9	7.3	
GONZAGA	12/08/10	*	31	1	3	.333	0	0	.000	0	0	.000	3	2	5	6.6	1	0	5	0	0	1	2	6.6	
TEXAS-PAN AMERICAN	12/10/10	*	23	2	4	.500	1	1	1.000	0	0	.000	1	2	3	6.1	4	0	2	1	0	1	5	6.4	
at Santa Clara	12/19/10	*	40	5	6	.833	0	0	.000	4	8	.500	0	7	7	6.2	3	0	0	0	0	1	0	14	7.2
vs Mississippi State	12/22/10	*	31	2	4	.500	0	0	.000	2	4	.500	1	5	6	6.2	1	0	0	1	0	2	6	7.1	
vs Baylor	12/23/10	*	30	1	2	.500	0	1	.000	1	3	.333	0	2	2	5.8	1	0	3	0	1	1	3	6.7	
vs Butler	12/25/10	*	24	2	3	.667	0	0	.000	0	1	.000	1	1	2	5.5	2	0	1	0	0	0	4	6.5	
at UCLA	12/29/10	*	25	1	4	.250	0	0	.000	2	2	1.000	0	2	2	5.2	0	0	1	2	1	1	4	6.3	
at USC	12/31/10	*	26	2	3	.667	0	1	.000	0	0	.000	0	2	2	5.0	1	0	0	0	0	0	4	6.1	
OREGON STATE	01/06/11	*	26	2	3	.667	0	0	.000	8	12	.667	1	1	2	4.8	3	0	0	1	0	0	12	6.5	
OREGON	01/08/11	*	34	4	7	.571	0	0	.000	5	6	.833	4	5	9	5.1	3	0	3	2	2	1	13	6.9	
at California	01/13/11	*	29	1	3	.333	0	0	.000	0	0	.000	4	2	6	5.1	1	0	1	1	0	0	2	6.6	
at Stanford	01/15/11	*	37	2	5	.400	0	2	.000	2	2	1.000	1	4	5	5.1	1	0	1	1	1	0	6	6.6	
ARIZONA STATE	01/20/11	*	37	4	8	.500	0	0	.000	2	3	.667	3	3	6	5.2	0	0	4	1	1	3	10	6.8	
ARIZONA	01/22/11	*	30	5	6	.833	0	0	.000	1	3	.333	0	5	5	5.2	5	1	1	1	1	1	11	7.0	
WASHINGTON	01/30/11	*	28	3	4	.750	0	0	.000	1	1	1.000	0	3	3	5.0	2	0	2	2	0	1	7	7.0	
at Oregon	02/03/11	*	25	3	7	.429	0	0	.000	0	0	.000	3	3	6	5.1	3	0	2	2	0	0	6	7.0	
at Oregon State	02/05/11	*	24	2	3	.667	0	0	.000	2	3	.667	0	5	5	5.1	5	1	1	3	0	0	6	6.9	
STANFORD	02/10/11	*	29	2	4	.500	0	0	.000	2	2	1.000	0	0	0	4.9	3	0	2	0	1	1	6	6.9	
CALIFORNIA	02/12/11	*	16	0	2	.000	0	0	.000	0	0	.000	1	1	2	4.8	0	0	1	0	0	0	0	6.6	
at Arizona	02/17/11	*	28	2	2	1.000	0	0	.000	0	0	.000	1	1	2	4.7	1	0	0	1	0	1	4	6.5	
at Arizona State	02/19/11	*	20	0	0	.000	0	0	.000	1	2	.500	2	2	4	4.6	2	0	3	2	0	1	1	6.3	
at Washington	02/27/11	*	28	0	0	.000	0	0	.000	3	4	.750	2	2	4	4.6	4	0	0	1	0	1	3	6.2	
USC	03/03/11	*	37	0	2	.000	0	0	.000	6	8	.750	0	2	2	4.5	4	0	0	1	0	3	6	6.2	
UCLA	03/05/11	*	44	2	5	.400	0	0	.000	1	1	1.000	1	4	5	4.5	2	0	3	2	0	1	5	6.1	
vs Washington	03/10/11	*	27	1	2	.500	0	1	.000	0	0	.000	2	2	4	4.5	1	0	2	3	0	0	2	6.0	
LONG BEACH STATE	03/16/11	*	22	2	5	.400	0	0	.000	0	0	.000	2	0	2	4.4	4	0	2	1	1	0	4	5.9	
Totals			32	932	68	127	.535	1	8	.125	53	80	.663	47	95	142	4.4	72	2	6233	14	26	190	5.9	

## CAPERS'S CAREER/SEASON HIGHS

<b>Minutes</b>	
Career	44 vs. UCLA, 3/05/11
Season	44 vs. UCLA, 3/05/11
Pac-10	44 vs. UCLA, 3/05/11
<b>Points</b>	
Career	16 vs. Oregon (Los Angeles), 3/10/10
Season	14 at Santa Clara, 12/19/10
Pac-10	13 (twice) vs. Oregon, 1/8/11
<b>Field Goals Made</b>	
Career	8 vs. Oregon (Los Angeles), 3/10/10
Season	5 (twice) vs. Arizona, 1/22/11
Pac-10	5 (three) vs. Arizona, 1/22/11
<b>Field Goal Attempts</b>	
Career	14 vs. Oregon (Los Angeles), 3/10/10
Season	8 vs. Arizona State, 1/20/11
Pac-10	9 at Arizona, 1/8/10
<b>3-Pt Field Goals Made</b>	
Career	1 vs. Texas-Pan American (Spokane), 12/10/10
Season	1 vs. Texas-Pan American (Spokane), 12/10/10
Pac-10	None
<b>3-Pt Field Goal Attempts</b>	
Career	2 vs. Sacramento State, 11/30/10
Season	2 vs. Sacramento State, 11/30/10
Pac-10	1 (four times) at USC, 12/31/10
<b>Free Throws Made</b>	
Career	8 vs. Oregon State, 1/6/11
Season	8 vs. Oregon State, 1/6/11
Pac-10	8 vs. Oregon State, 1/6/11
<b>Free Throws Attempted</b>	
Career	12 vs. Oregon State, 1/6/11
Season	12 vs. Oregon State, 1/6/11
Pac-10	12 vs. Oregon State, 1/6/11
<b>Rebounds</b>	
Career	15 vs. Southern, 11/13/10
Season	15 vs. Southern, 11/13/10
Pac-10	10 vs. Oregon State, 1/2/10
<b>Assists</b>	
Career	6 (three times) vs. Sacramento State, 11/30/10
Season	6 vs. Sacramento State, 11/30/10
Pac-10	6 vs. Arizona, 2/26/09
<b>Blocks</b>	
Career	4 at California, 2/13/10
Season	3 vs. Portland (Seattle), 11/23/10
Pac-10	4 at California, 2/13/10
<b>Steals</b>	
Career	5 vs. Washington, 2/27/10
Season	3 (twice) vs. USC, 3/3/11
Pac-10	5 vs. Washington, 2/27/10
Most Recent Occurrences Noted	


## MISC. STATS

Category	Season	Career
Double-Figure Scoring	5	13
Double-Figure Rebounding	1	2
Double-Doubles	0	1
Triple-Doubles	0	0
Led WSU in Scoring	0	0
Led WSU in Rebounding	5	10
20+ Point Games	0	0
30+Point Games	0	0

## CAREER STATISTICS

YEAR	GP	GS	MIN	AVG	FGM - FGA	FG%	3-POINT				REBOUNDS								AST	TO	BLK	STL	PTS	AVG
							FGM	FGA	FG%	FTM	-FTA	FT%	OFF	DEF	TOT	AVG	PF	DQ						
2008-09	32	9	503	15.7	20 - 69	.290	0	7	.000	13	- 22	.591	9	64	73	2.3	56	2	41	27	9	6	53	1.7
2009-10	31	28	826	26.6	81 - 145	.559	0	0	.000	51	- 83	.614	49	77	126	4.1	84	2	43	41	22	26	213	6.9
2010-11	32	32	932	29.1	68 - 127	.535	1	8	.125	53	- 80	.663	47	95	142	4.4	72	2	62	33	14	26	190	5.9
TOTAL	95	69	2261	23.8	169 - 341	.496	1	15	.067	117	- 185	.632	105	236	341	3.6	212	6	146	101	45	58	456	4.8





#1

# Klay Thompson

Guard • 6-6 • 202 • Junior

Ladera Ranch, Calif. • Santa Margarita Catholic HS

## THOMPSON'S CAREER/SEASON HIGHS

### Minutes

Career 49 vs. Oregon, 12/31/09  
Season 40 vs. California, 2/12/11  
Pac-10 49 vs. Oregon, 12/31/09

### Points

Career 43 (twice) vs. UW (Los Angeles), 3/10/11  
Season 43 vs. UW (Los Angeles), 3/10/11  
Pac-10 36 at California, 1/13/11

### Field Goals Made

Career 16 vs. San Diego, 11/28/09  
Season 15 vs. UW (Los Angeles), 3/10/11  
Pac-10 12 at California, 1/13/11

### Field Goal Attempts

Career 29 vs. UW (Los Angeles), 3/10/11  
Season 29 vs. UW (Los Angeles), 3/10/11  
Pac-10 24 at Arizona, 2/17/11

### 3-Pt Field Goals Made

Career 8 (3 times) vs. UW (Los Angeles), 3/10/11  
Season 8 vs. UW (Los Angeles), 3/10/11  
Pac-10 8 at Arizona State, 1/29/09

### 3-Pt Field Goal Attempts

Career 14 (twice) vs. UW (Los Angeles), 3/10/11  
Season 14 vs. UW (Los Angeles), 3/10/11  
Pac-10 14 at Oregon, 3/6/10

### Free Throws Made

Career 19 vs. Oregon, 12/31/09  
Season 13 at Washington, 2/27/11  
Pac-10 19 vs. Oregon, 12/31/09

### Free Throws Attempted

Career 21 vs. Oregon, 12/31/09  
Season 14 at Washington, 2/27/11  
Pac-10 21 vs. Oregon, 12/31/09

### Rebounds

Career 10 (three times) vs. Oregon State, 1/6/11  
Season 10 (twice) vs. Oregon State, 1/6/11  
Pac-10 10 (twice) vs. Oregon State, 1/6/11

### Assists

Career 9 (twice) vs. Arizona State, 1/20/11  
Season 9 (twice) vs. Arizona State, 1/20/11  
Pac-10 9 vs. Arizona State, 1/20/11

### Blocks

Career 3 (three times) at Oregon State, 3/4/10  
Season 2 (four times) vs. Arizona State, 1/20/11  
Pac-10 3 (twice) at Oregon State, 3/4/10

### Steals

Career 7 vs. Gonzaga, 12/8/10  
Season 7 vs. Gonzaga, 12/8/10  
Pac-10 6 vs. Arizona State, 2/4/10

Most Recent Occurrences Noted

## MISC. STATS


Category	Season	Career
Double-Figure Scoring	29	72
Double-Figure Rebounding	2	3
Double-Doubles	2	3
Triple-Doubles	0	0
Led WSU in Scoring	20	48
Led WSU in Rebounding	7	20
20+ Point Games	15	34
30+ Point Games	4	7
40+ Point Games	1	2

## 2010-11 GAME-BY-GAME STATISTICS

Opponent	Date	GS	Min	FG	FGA	Pct	3FG	FGA	Pct	FT	FTA	Pct	Off	Def	Tot	Avg	PF	FO	A TO	Blk	Stl	Pts	Avg	
SOUTHERN UNIVERSITY	11/13/10	*	33	6	10	.600	1	5	.200	2	2	1.000	0	6	6	6.0	1	0	6	5	0	1	15	15.0
IDAHO	11/16/10	*	37	7	17	.412	2	9	.222	7	9	.778	0	4	4	5.0	1	0	9	3	1	2	23	19.0
vs Portland	11/23/10	*	39	13	16	.813	3	4	.750	6	6	1.000	1	5	6	5.3	3	0	3	2	2	1	35	24.3
at Fresno State	11/26/10	*	32	8	17	.471	2	6	.333	4	6	.667	0	5	5	5.3	4	0	3	5	0	0	22	23.8
SACRAMENTO STATE	11/30/10	*	27	6	15	.400	3	6	.500	1	1	1.000	0	2	2	4.6	3	0	5	1	0	1	16	22.2
KANSAS STATE	12/03/10	*	35	5	15	.333	1	7	.143	5	9	.556	0	5	5	4.7	2	0	3	6	0	3	16	21.2
GONZAGA	12/08/10	*	32	8	14	.571	4	7	.571	4	5	.800	1	5	6	4.9	2	0	6	2	1	7	24	21.6
TEXAS-PAN AMERICAN	12/10/10	*	23	5	11	.455	2	4	.500	3	3	1.000	0	0	0	4.3	4	0	4	0	1	0	15	20.8
at Santa Clara	12/19/10	*	39	5	16	.313	3	8	.375	10	12	.833	2	5	7	4.6	4	0	6	6	2	5	23	21.0
vs Mississippi State	12/22/10	*	33	10	20	.500	4	9	.444	4	5	.800	1	3	4	4.5	1	0	2	3	0	2	28	21.7
vs Baylor	12/23/10	*	27	5	8	.625	5	6	.833	5	7	.714	0	0	0	4.1	4	0	4	2	0	3	20	21.5
vs Butler	12/25/10	*	37	10	18	.556	4	10	.400	7	7	1.000	0	5	5	4.2	2	0	1	3	1	2	31	22.3
at UCLA	12/29/10	*	37	6	17	.353	2	4	.500	12	12	1.000	2	3	5	4.2	3	0	3	2	0	0	26	22.6
at USC	12/31/10	*	34	6	18	.333	4	5	.800	1	2	.500	2	8	10	4.6	4	0	1	2	2	0	17	22.2
OREGON STATE	01/06/11	*	37	9	19	.474	5	13	.385	6	6	1.000	0	10	10	5.0	3	0	5	6	2	2	29	22.7
OREGON	01/08/11	*	32	6	13	.462	4	10	.400	0	0	.000	0	8	8	5.2	2	0	4	4	3	0	16	22.3
at California	01/13/11	*	38	12	22	.545	5	10	.500	7	7	1.000	1	2	3	5.1	4	0	5	3	0	2	36	23.1
at Stanford	01/15/11	*	35	9	20	.450	2	4	.500	1	1	1.000	2	6	8	5.2	3	0	2	2	3	1	21	22.9
ARIZONA STATE	01/20/11	*	38	7	16	.438	5	11	.455	3	3	1.000	1	7	8	5.4	4	0	9	4	2	3	22	22.9
ARIZONA	01/22/11	*	38	4	16	.250	1	7	.143	0	2	.000	1	7	8	5.5	3	0	7	5	2	2	9	22.2
WASHINGTON	01/30/11	*	30	9	18	.500	3	6	.500	4	9	.444	0	2	2	5.3	4	0	4	5	1	5	25	22.3
at Oregon	02/03/11	*	35	4	13	.308	2	8	.250	2	2	1.000	0	4	4	5.3	3	0	3	6	1	1	12	21.9
at Oregon State	02/05/11	*	32	2	7	.286	1	4	.250	1	2	.500	1	1	2	5.1	5	1	5	5	2	2	6	21.2
STANFORD	02/10/11	*	33	6	13	.462	1	4	.250	2	2	1.000	2	5	7	5.2	3	0	2	4	0	2	15	20.9
CALIFORNIA	02/12/11	*	40	4	12	.333	3	8	.375	2	2	1.000	0	4	4	5.2	2	0	2	1	1	1	13	20.6
at Arizona	02/17/11	*	38	11	24	.458	5	8	.625	3	4	.750	1	4	5	5.2	3	0	2	5	0	0	30	21.0
at Arizona State	02/19/11	*	34	11	28	.393	4	12	.333	2	2	1.000	3	3	6	5.2	2	0	3	5	0	1	28	21.2
at Washington	02/27/11	*	36	5	13	.385	3	7	.429	13	14	.929	1	2	3	5.1	4	0	3	6	1	1	26	21.4
USC	03/03/11	*	39	6	17	.353	1	4	.250	9	10	.900	2	3	5	5.1	2	0	3	1	1	2	22	21.4
UCLA	03/05/11																							
vs Washington	03/10/11	*	37	15	29	.517	8	14	.571	5	7	.714	1	5	6	5.1	4	0	1	1	0	2	43	22.1
LONG BEACH STATE	03/16/11	*	38	7	16	.438	2	6	.333	9	10	.900	0	7	7	5.2	3	0	4	5	2	0	25	22.2
Totals			3010	75	2227	.508	.447	95	226	.420	140	169	.828	25	136	161	5.2	92	1	1201	1031	154	689	22.2

## CAREER STATISTICS

YEAR	GP	GS	MIN	AVG	FGM	-FGA	FG%	3-POINT			FTM	-FTA	FT%	REBOUNDS										PTS	AVG
								FGM	FGA	FG%				OFF	DEF	TOT	AVG	PF	DQ	AST	TO	BLK	STL		
2008-09	33	33	1092	33.1	159	- 378	.421	68	- 165	.412	28	- 31	.903	27	111	138	4.2	67	1	62	70	20	30	414	12.5
2009-10	31	30	1096	35.4	200	- 485	.412	76	- 209	.364	133	- 166	.801	37	122	159	5.1	75	1	70	104	22	44	609	19.6
2010-11	31	30	1075	34.7	227	- 508	.447	95	- 226	.420	140	- 169	.828	25	136	161	5.2	92	1	120	110	31	54	689	22.2
TOTAL	95	93	3263	34.3	586	- 1371	.427	239	- 600	.398	301	- 366	.822	89	369	458	4.8	234	3	252	284	73	128	1712	18.0



#3

# Reggie Moore

Guard • 6-1 • 178 • Sophomore

Seattle, Wash. • Rainier Beach HS/Brewster Academy-N.H.

## 2010-11 GAME-BY-GAME STATISTICS

Opponent	Date	GS	Min	FG	FGA	Pct	3FG	FGA	Pct	FT	FTA	Pct	Off	Def	Tot	Avg	PF	FO	ATO	Blk	Stl	Pts	Avg	
SOUTHERN UNIVERSITY	11/13/10									--Did Not Play (Wrist)--														
IDAHO	11/16/10									--Did Not Play (Wrist)--														
vs. Portland	11/23/10									--Did Not Play (Wrist)--														
at Fresno State	11/26/10									--Did Not Play (Wrist)--														
SACRAMENTO STATE	11/30/10									--Did Not Play (Wrist)--														
KANSAS STATE	12/03/10		27	4	5	.800	1	2	.500	1	2	.500	0	2	2	2.0	1	0	3	3	0	2	10	10.0
GONZAGA	12/08/10	*	28	2	6	.333	1	1	1.000	3	6	.500	1	2	3	2.5	0	0	5	2	0	0	8	9.0
TEXAS-PAN AMERICAN	12/10/10	*	32	0	1	.000	0	0	.000	0	0	.000	0	2	2	2.3	1	0	5	2	0	2	6	6.0
at Santa Clara	12/19/10		36	3	10	.300	1	2	.500	8	8	1.000	0	1	1	2.0	2	0	4	1	0	0	15	8.3
vs Mississippi State	12/22/10	*	27	2	3	.667	2	2	1.000	0	0	.000	1	2	3	2.2	2	0	4	3	0	2	6	7.8
vs Baylor	12/23/10	*	39	4	6	.667	2	3	.667	2	4	.500	1	5	6	2.8	1	0	4	3	0	1	12	8.5
vs Butler	12/25/10	*	34	1	6	.167	1	4	.250	3	4	.750	0	1	1	2.6	5	1	3	2	0	1	6	8.1
at UCLA	12/29/10	*	34	1	7	.143	0	1	.000	3	4	.750	2	5	7	3.1	4	0	3	2	0	1	5	7.8
at USC	12/31/10	*	37	2	11	.182	0	2	.000	3	3	1.000	0	0	0	2.8	2	0	1	0	0	0	7	7.7
OREGON STATE	01/06/11	*	34	3	8	.375	2	6	.333	3	4	.750	1	5	6	3.1	0	0	9	4	0	2	11	8.0
OREGON	01/08/11	*	35	3	8	.375	3	5	.600	6	6	1.000	1	2	3	3.1	2	0	5	3	0	1	15	8.6
at California	01/13/11	*	42	3	12	.250	2	6	.333	2	2	1.000	0	1	1	2.9	2	0	3	2	0	0	10	8.8
at Stanford	01/15/11									--Did Not Play (Suspension)--														
ARIZONA STATE	01/20/11	*	33	4	10	.400	3	7	.429	0	0	.000	0	7	7	3.2	0	0	5	1	0	0	11	8.9
ARIZONA	01/22/11	*	34	2	7	.286	2	4	.500	4	4	1.000	0	1	1	3.1	2	0	4	1	0	2	10	9.0
WASHINGTON	01/30/11	*	36	4	8	.500	1	3	.333	9	10	.900	1	2	3	3.1	0	0	5	2	0	1	18	9.6
at Oregon	02/03/11	*	33	2	8	.250	0	3	.000	6	8	.750	1	3	4	3.1	2	0	2	2	1	1	10	9.6
at Oregon State	02/05/11	*	37	4	13	.308	0	3	.000	6	7	.857	0	3	3	3.1	0	0	1	4	0	2	14	9.9
STANFORD	02/10/11	*	32	2	6	.333	0	3	.000	1	4	.250	0	2	2	3.1	2	0	5	2	0	1	5	9.6
CALIFORNIA	02/12/11	*	37	3	5	.600	1	3	.333	4	6	.667	0	5	5	3.2	2	0	2	3	0	0	11	9.7
at Arizona	02/17/11	*	33	4	10	.400	0	2	.000	2	4	.500	1	2	3	3.2	4	0	1	0	0	0	10	9.7
at Arizona State	02/19/11	*	36	3	9	.333	2	4	.500	4	7	.571	2	1	3	3.1	4	0	2	1	0	1	12	9.8
at Washington	02/27/11	*	36	3	9	.333	1	3	.333	3	4	.750	2	3	5	3.2	2	0	4	2	0	0	10	9.8
USC	03/03/11	*	7	1	2	.500	0	0	.000	0	0	.000	0	1	1	3.1	1	0	1	1	0	1	2	9.5
UCLA	03/05/11									--Did Not Play (Ankle)--														
vs Washington	03/10/11	*	23	1	2	.500	1	2	.500	4	5	.800	0	0	0	3.0	3	0	3	3	0	0	7	9.4
LONG BEACH STATE	03/16/11	*	33	3	5	.600	1	2	.500	1	2	.500	0	4	4	3.0	0	0	5	3	0	1	8	9.3
Totals			23	815	64	177	.362	27	73	.370	78	104	.750	14	62	76	3.0	44	1	8952	1	22	233	9.3

## MOORE'S CAREER/SEASON HIGHS

### Minutes

Career 45 vs. LSU (Seattle), 12/22/09  
Season 42 at California, 1/13/11  
Pac-10 42 at California, 1/13/11

### Points

Career 25 vs. California, 1/14/10  
Season 18 vs. Washington, 1/30/11  
Pac-10 25 vs. California, 1/14/10

### Field Goals Made

Career 9 at UCLA, 1/23/10  
Season 4 (four times) vs. Washington, 1/30/11  
Pac-10 9 at UCLA, 1/23/10

### Field Goal Attempts

Career 17 at UCLA, 1/23/10  
Season 13 at Oregon State, 2/5/11  
Pac-10 17 at UCLA, 1/23/10

### 3-Pt Field Goals Made

Career 6 at UCLA, 1/23/10  
Season 3 vs. Oregon, 1/8/11  
Pac-10 6 at UCLA, 1/23/10

### 3-Pt Field Goal Attempts

Career 10 at UCLA, 1/23/10  
Season 7 vs. Arizona State, 1/20/11  
Pac-10 10 at UCLA, 1/23/10

### Free Throws Made

Career 12 at Kansas State, 12/5/09  
Season 9 vs. Washington, 1/30/11  
Pac-10 10 (twice) at Oregon State, 3/4/10

### Free Throws Attempted

Career 15 at Kansas State, 12/5/09  
Season 10 vs. Washington, 1/30/11  
Pac-10 14 at Arizona, 1/8/10

### Rebounds

Career 7 (twice) vs. Arizona State, 1/20/11  
Season 7 (twice) vs. Arizona State, 1/20/11  
Pac-10 7 (twice) vs. Arizona State, 12/29/10

### Assists

Career 12 vs. Portland State (Kennewick), 12/19/09  
Season 9 vs. Oregon State, 1/6/11  
Pac-10 9 vs. Oregon State, 1/6/11

### Blocks

Career None  
Season None  
Pac-10 None

### Steals


Career 6 vs. San Diego, 11/28/09  
Season 2 (six times) at Oregon State, 2/5/11  
Pac-10 4 vs. UCLA, 2/18/10  
Most Recent Occurrences Noted

## MISC. STATS

Category	Season	Career
Double-Figure Scoring	15	37
Double-Figure Rebounding	0	0
Double-Doubles	0	1
Triple-Doubles	0	0
Led WSU in Scoring	1	8
Led WSU in Rebounding	0	0
20+ Point Games	0	4
30+ Point Games	0	0

## CAREER STATISTICS

CAREER STATISTICS																									
YEAR	GP	GS	MIN	AVG	FGM - FGA	FG%	3-POINT			FTM	- FTA	FT%	REBOUNDS					AST	TO	BLK	STL	PTS	AVG		
							FGM	FGA	FG%				OFF	DEF	TOT	AVG	PF							DQ	
2009-10	31	30	1007	32.5	106 - 254	.417	28 -	87	.322	154 -	194	.794	17	56	73	2.4	56	2	131	88	0	42	394	12.7	
2010-11	25 - 23	815	32.6	64 - 177	.362	27 -	73	.370	78 -	104	.750	14	62	76	3.0	44	1	89	52	1	22	233	9.3		
TOTAL	56 - 53	1822	32.5	170 - 431	.394	55 -	160	.344	232 -	298	.779	31	118	149	2.7	100	3	220	140	1	64	627	11.2		



#5

Will Dilorio

Guard • 6-5 • 188 • Freshman

Bainbridge Island, Wash. • Bainbridge HS

## 2010-11 GAME-BY-GAME STATISTICS

Opponent	Date	GS	Min	FG	FGA	Pct	3FG	FGA	Pct	FT	FTA	Pct	Off	Def	Tot	Avg	PF	FO	A TO	Blk	Stl	Pts	Avg	
SOUTHERN UNIVERSITY	11/13/10									--Did Not Play--														
IDAHO	11/16/10									--Did Not Play--														
vs Portland	11/23/10	1	0	1	.000	0	0	.000	0	0	.000	0	0	0	0	0.0	0	0	0	0	0	0	0.0	
at Fresno State	11/26/10	2	0	0	.000	0	0	.000	0	0	.000	0	0	0	0	0.0	0	0	0	0	0	0	0.0	
SACRAMENTO STATE	11/30/10	13	2	3	.667	0	0	.000	3	6	.500	1	2	3	1.0	0	0	0	0	0	1	7	2.3	
KANSAS STATE	12/03/10	0	0	0	.000	0	0	.000	0	0	.000	0	0	0	0.8	0	0	0	0	0	0	0	1.8	
GONZAGA	12/08/10	3	0	0	.000	0	0	.000	0	0	.000	0	0	0	0.6	1	0	0	1	0	0	0	1.4	
TEXAS-PAN AMERICAN	12/10/10	6	1	1	1.000	0	0	.000	0	0	.000	1	1	2	0.8	1	0	0	1	0	1	2	1.5	
at Santa Clara	12/19/10									--Did Not Play--														
vs Mississippi State	12/22/10	1	0	1	.000	0	0	.000	0	0	.000	0	0	0	0.7	0	0	0	0	0	1	0	1.3	
vs Baylor	12/23/10									--Did Not Play--														
vs Butler	12/25/10									--Did Not Play--														
at UCLA	12/29/10									--Did Not Play--														
at USC	12/31/10									--Did Not Play--														
OREGON STATE	01/06/11									--Did Not Play--														
OREGON	01/08/11	1	0	0	.000	0	0	.000	0	0	.000	0	0	0	0.6	0	0	0	0	0	0	0	1.1	
at California	01/13/11	1	0	0	.000	0	0	.000	0	0	.000	0	1	1	0.7	0	0	0	0	0	0	0	1.0	
at Stanford	01/15/11	2	0	0	.000	0	0	.000	0	0	.000	0	0	0	0.6	1	0	0	0	0	0	0	0.9	
ARIZONA STATE	01/20/11	2	0	0	.000	0	0	.000	0	0	.000	0	0	0	0.5	0	0	0	0	0	0	0	0.8	
ARIZONA	01/22/11	0	0	0	.000	0	0	.000	0	0	.000	0	0	0	0.5	0	0	0	0	0	0	0	0.8	
WASHINGTON	01/30/11									--Did Not Play--														
at Oregon	02/03/11	3	0	1	.000	0	1	.000	0	0	.000	0	1	1	0.5	1	0	0	0	0	0	0	0.7	
at Oregon State	02/05/11	3	0	0	.000	0	0	.000	0	0	.000	1	1	2	0.6	1	0	0	1	0	0	0	0.6	
STANFORD	02/10/11									--Did Not Play--														
CALIFORNIA	02/12/11									--Did Not Play--														
at Arizona	02/17/11									--Did Not Play--														
at Arizona State	02/19/11	20	0	2	.000	0	0	.000	0	2	.000	1	3	4	0.9	3	0	3	1	0	2	0	0.6	
at Washington	02/27/11									--Did Not Play--														
USC	03/03/11	1	0	0	.000	0	0	.000	0	0	.000	0	0	0	0.8	0	0	0	0	0	0	0	0.6	
UCLA	03/05/11	18	1	2	.500	0	0	.000	0	0	.000	0	2	2	0.9	0	0	3	1	0	0	2	0.6	
vs Washington	03/10/11	1	1	1	1.000	0	0	.000	0	0	.000	0	0	0	0.8	0	0	0	0	0	0	2	0.7	
LONG BEACH STATE	03/16/11	4	0	0	.000	0	0	.000	4	4	1.000	2	1	3	0.9	1	0	1	0	0	4	0.9		
Totals		0	82	5	12	.417	0	1	.000	7	12	.583	6	12	18	0.9	9	0	7	5	0	5	17	0.9

DIIORIO'S  
CAREER/SEASON HIGHS

## Minutes

Career	20 vs. Arizona State, 2/19/11
Season	20 vs. Arizona State, 2/19/11
Pac-10	20 vs. Arizona State, 2/19/11

## Points

Career	7 vs. Sacramento State, 11/30/10
Season	7 vs. Sacramento State, 11/30/10
Pac-10	None

## Field Goals Made

Career	2 vs. Sacramento State, 11/30/10
Season	2 vs. Sacramento State, 11/30/10
Pac-10	None

## Field Goal Attempts

Career	3 vs. Sacramento State, 11/30/10
Season	3 vs. Sacramento State, 11/30/10
Pac-10	1 at Oregon, 2/3/11

## 3-Pt Field Goals Made

Career	None
Season	None
Pac-10	None

## 3-Pt Field Goal Attempts

Career	None
Season	None
Pac-10	None

## Free Throws Made

Career	4 vs. Long Beach State, 3/16/11
Season	4 vs. Long Beach State, 3/16/11
Pac-10	None

## Free Throws Attempted

Career	6 vs. Sacramento State, 11/30/10
Season	6 vs. Sacramento State, 11/30/10
Pac-10	None

## Rebounds

Career	4 vs. Arizona State, 2/19/11
Season	4 vs. Arizona State, 2/19/11
Pac-10	4 vs. Arizona State, 2/19/11

## Assists

Career	3 (twice) vs. UCLA, 3/05/11
Season	3 (twice) vs. UCLA, 3/05/11
Pac-10	3 (twice) vs. UCLA, 3/05/11

## Blocks

Career	None
Season	None
Pac-10	None

## Steals

Career	2 vs. Arizona State, 02/19/11
Season	2 vs. Arizona State, 02/19/11
Pac-10	2 vs. Arizona State, 02/19/11

Most Recent Occurrences Noted


## MISC. STATS

Category	Season	Career
Double-Figure Scoring	0	0
Double-Figure Rebounding	0	0
Double-Doubles	0	0
Triple-Doubles	0	0
Led WSU in Scoring	0	0
Led WSU in Rebounding	0	0
20+ Point Games	0	0
30+ Point Games	0	0

## CAREER STATISTICS

YEAR	GP	GS	MIN	AVG	3-POINT					REBOUNDS					PF	DQ	AST	TO	BLK	STL	PTS	AVG
					FGM	FGA	FG%	FTM	FTA	FT%	OFF	DEF	TOT	AVG								
2010-11	19	0	82	4.3	5	12	.417	0	1	.000	7	12	18	0.9	9	0	7	5	0	5	17	0.9
TOTAL	19	0	82	4.3	5	12	.417	0	1	.000	7	12	18	0.9	9	0	7	5	0	5	17	0.9





#11

Faisal Aden

Guard • 6-4 • 185 • Junior  
San Diego, Calif. • Hillsborough CC

## 2010-11 GAME-BY-GAME STATISTICS

Opponent	Date	GS	Min	FG	FGA	Pct	3FG	FGA	Pct	FT	FTA	Pct	Off	Def	Tot	Avg	PF	FO	A TO	Blk	Stl	Pts	Avg		
SOUTHERN UNIVERSITY	11/13/10	*	26	7	16	.438	1	8	.125	3	4	.750	0	6	6	6.0	0	0	1	4	0	3	18	18.0	
IDAHO	11/16/10	*	35	10	16	.625	3	6	.500	3	3	1.000	0	3	3	4.5	3	0	3	4	1	3	26	22.0	
vs Portland	11/23/10	*	30	8	15	.533	4	8	.500	1	1	1.000	0	2	2	3.7	1	0	0	3	0	2	21	21.7	
at Fresno State	11/26/10	*	37	11	22	.500	6	12	.500	0	0	.000	0	3	3	3.5	1	0	3	2	0	2	28	23.3	
SACRAMENTO STATE	11/30/10	*	20	5	10	.500	1	2	.500	0	1	.000	1	3	4	3.6	2	0	2	2	0	3	11	20.8	
KANSAS STATE	12/03/10	*	27	4	13	.308	0	2	.000	0	0	.000	2	1	3	3.5	0	0	2	0	0	8	18.7		
GONZAGA	12/08/10		21	6	12	.500	2	5	.400	0	0	.000	0	1	1	3.1	4	0	2	1	0	3	14	18.0	
TEXAS-PAN AMERICAN	12/10/10		28	8	15	.533	4	6	.667	0	0	.000	0	7	7	3.6	2	0	1	0	1	0	20	18.3	
at Santa Clara	12/19/10	*	19	3	7	.429	0	2	.000	0	0	.000	1	1	2	3.4	3	0	0	3	1	0	6	16.9	
vs Mississippi State	12/22/10		26	8	14	.571	3	5	.600	1	2	.500	3	4	7	3.8	1	0	1	2	0	3	20	17.2	
vs Baylor	12/23/10		26	5	9	.556	1	4	.250	2	2	1.000	1	0	1	3.5	3	0	1	3	0	0	13	16.8	
vs Butler	12/25/10		24	3	9	.333	1	2	.500	1	2	.500	1	3	4	3.6	0	0	1	0	0	0	8	16.1	
at UCLA	12/29/10		23	9	13	.692	1	2	.500	0	0	.000	1	2	3	3.5	3	0	1	3	0	2	19	16.3	
at USC	12/31/10		25	2	11	.182	0	4	.000	0	0	.000	0	0	0	3.3	0	0	1	3	0	2	4	15.4	
OREGON STATE	01/06/11		32	5	11	.455	3	7	.429	2	2	1.000	1	4	5	3.4	3	0	0	2	1	3	15	15.4	
OREGON	01/08/11		14	1	6	.167	1	4	.250	3	4	.750	1	2	3	3.4	1	0	1	5	0	1	6	14.8	
at California	01/13/11		25	3	7	.429	0	2	.000	0	0	.000	0	1	1	3.2	1	0	0	3	1	0	6	14.3	
at Stanford	01/15/11	*	36	8	19	.421	1	7	.143	3	4	.750	2	1	3	3.2	2	0	2	2	0	3	20	14.6	
ARIZONA STATE	01/15/11																								
ARIZONA	01/22/11		17	2	7	.286	1	6	.167	0	0	.000	1	3	4	3.3	1	0	4	2	0	0	5	14.1	
WASHINGTON	01/30/11		26	6	17	.353	3	6	.500	0	0	.000	0	4	4	3.3	0	0	4	2	1	1	15	14.2	
at Oregon	02/03/11		21	2	10	.200	2	6	.333	0	0	.000	0	2	2	3.2	1	0	1	2	0	0	6	13.8	
at Oregon State	02/05/11		22	2	6	.333	1	4	.250	5	6	.833	3	4	7	3.4	1	0	0	3	0	1	10	13.6	
STANFORD	02/10/11		21	1	9	.111	1	7	.143	0	0	.000	1	3	4	3.4	1	0	4	2	0	0	3	13.1	
CALIFORNIA	02/12/11		26	5	14	.357	2	7	.286	6	7	.857	1	2	3	3.4	2	0	0	2	0	3	18	13.3	
at Arizona	02/17/11		18	1	4	.250	0	1	.000	0	1	.000	0	0	0	3.3	1	0	1	1	0	2	2	12.9	
at Arizona State	02/19/11																								
at Washington	02/27/11		19	1	9	.111	0	5	.000	4	4	1.000	0	2	2	3.2	2	0	1	1	0	1	6	12.6	
USC	03/03/11		35	8	14	.571	1	3	.333	3	4	.750	1	4	5	3.3	0	0	2	1	0	1	20	12.9	
UCLA	03/05/11	*	42	4	17	.235	2	6	.333	4	6	.667	1	4	5	3.4	2	0	2	3	0	1	14	12.9	
vs Washington	03/10/11		32	7	13	.538	1	3	.333	2	2	1.000	2	3	5	3.4	1	0	1	2	0	2	17	13.1	
LONG BEACH STATE	03/16/11		25	7	12	.583	4	6	.667	1	2	.500	1	2	3	3.4	2	0	1	1	1	0	19	13.3	
Totals			9	778	152	357	.426	50	148	.338	44	57	.772	25	77	102	3.4	44	0	41	66	7	42	398	13.3

ADEN'S  
CAREER/SEASON HIGHS

## Minutes

Career 42 vs. UCLA, 3/05/11  
 Season 42 vs. UCLA, 3/05/11  
 Pac-10 42 vs. UCLA, 3/05/11

## Points

Career 28 at Fresno State, 11/26/10  
 Season 28 at Fresno State, 11/26/10  
 Pac-10 20 (twice) vs. USC, 3/3/11

## Field Goals Made

Career 11 at Fresno State, 11/26/10  
 Season 11 at Fresno State, 11/26/10  
 Pac-10 9 at UCLA, 12/29/10

## Field Goal Attempts

Career 22 at Fresno State, 11/26/10  
 Season 22 at Fresno State, 11/26/10  
 Pac-10 19 at Stanford, 1/15/11

## 3-Pt Field Goals Made

Career 6 at Fresno State, 11/26/10  
 Season 6 at Fresno State, 11/26/10  
 Pac-10 3 vs. Washington, 1/30/11

## 3-Pt Field Goal Attempts

Career 12 at Fresno State, 11/26/10  
 Season 12 at Fresno State, 11/26/10  
 Pac-10 7 vs. Oregon State, 1/6/11

## Free Throws Made

Career 6 vs. California, 2/12/11  
 Season 6 vs. California, 2/12/11  
 Pac-10 6 vs. California, 2/12/11

## Free Throws Attempted

Career 7 vs. California, 2/12/11  
 Season 7 vs. California, 2/12/11  
 Pac-10 7 vs. California, 2/12/11

## Rebounds

Career 7 (three times) at Oregon State, 2/5/11  
 Season 7 (three times) at Oregon State, 2/5/11  
 Pac-10 7 at Oregon State, 2/5/11

## Assists

Career 4 (three times) vs. Stanford, 2/10/11  
 Season 4 (three times) vs. Stanford, 2/10/11  
 Pac-10 4 (three times) vs. Stanford, 2/10/11

## Blocks

Career 1 (four times) vs. Washington, 1/30/11  
 Season 1 (four times) vs. Washington, 1/30/11  
 Pac-10 1 (twice) vs. Washington, 1/30/11

## Steals

Career 3 (three times) vs. California, 2/12/11  
 Season 3 (three times) vs. California, 2/12/11  
 Pac-10 3 (three times) vs. California, 2/12/11  
 Most Recent Occurrences Noted

## MISC. STATS

Category	Season	Career
Double-Figure Scoring	19	19
Double-Figure Rebounding	0	0
Double-Doubles	0	0
Triple-Doubles	0	0
Led WSU in Scoring	4	4
Led WSU in Rebounding	3	3
20+ Point Games	7	7
30+Point Games	0	0

## CAREER STATISTICS


YEAR	GP	GS	MIN	AVG	3-POINT					REBOUNDS															
					FGM	-FGA	FG%	FTM	-FTA	FT%	OFF	DEF	TOT	AVG	PF	DQ	AST	TO	BLK	STL	PTS	AVG			
2010-11	30	9	778	25.9	152	- 357	.426	50	- 148	.338	44	- 57	.772	25	77	102	3.4	44	0	41	66	7	42	398	13.3
TOTAL	30	9	778	25.9	152	- 357	.426	50	- 148	.338	44	- 57	.772	25	77	102	3.4	44	0	41	66	7	42	398	13.3



#12

# Brock Motum

Forward • 6-10 • 205 • Sophomore  
Brisbane, Australia • Australia Institute of Sport



## 2010-11 GAME-BY-GAME STATISTICS

Opponent	Date	GS	Min	FG	FGA	Pct	3FG	FGA	Pct	FT	FTA	Pct	Off	Def	Tot	Avg	PF	FO	A TO	Blk	Stl	Pts	Avg	
SOUTHERN UNIVERSITY	11/13/10	*	24	6	6	1.000	2	2	1.000	0	0	.000	2	3	5	5.0	1	0	0	1	0	14	14.0	
IDAHO	11/16/10		15	4	6	.667	0	1	.000	0	0	.000	1	2	3	4.0	1	0	1	1	0	8	11.0	
vs Portland	11/23/10		7	2	3	.667	1	1	1.000	1	3	.333	0	1	1	3.0	1	0	0	2	1	6	9.3	
at Fresno State	11/26/10	*	30	5	6	.833	1	1	1.000	0	2	.000	2	5	7	4.0	2	0	0	0	2	11	9.8	
SACRAMENTO STATE	11/30/10	*	17	5	5	1.000	0	0	.000	1	3	.333	1	2	3	3.8	1	0	1	1	0	11	10.0	
KANSAS STATE	12/03/10		21	0	3	.000	0	1	.000	3	4	.750	2	1	3	3.7	5	1	0	0	1	3	8.8	
GONZAGA	12/08/10	*	18	3	5	.600	0	0	.000	2	2	1.000	0	0	0	3.1	3	0	1	2	0	8	8.7	
TEXAS-PAN AMERICAN	12/10/10		20	6	7	.857	1	1	1.000	0	1	.000	5	2	7	3.6	2	0	1	0	0	13	9.3	
at Santa Clara	12/19/10		29	2	7	.286	0	2	.000	3	4	.750	2	0	2	3.4	2	0	3	0	0	7	9.0	
vs Mississippi State	12/22/10		13	3	7	.429	0	1	.000	0	0	.000	3	2	5	3.6	3	0	1	1	0	6	8.7	
vs Baylor	12/23/10		23	6	10	.600	0	0	.000	0	0	.000	0	0	0	3.3	3	0	2	2	0	12	9.0	
vs Butler	12/25/10		17	3	4	.750	0	0	.000	2	4	.500	2	3	5	3.4	2	0	1	1	0	8	8.9	
at UCLA	12/29/10		15	2	3	.667	0	0	.000	1	2	.500	1	1	2	3.3	1	0	0	2	0	5	8.6	
at USC	12/31/10		8	0	0	.000	0	0	.000	0	0	.000	0	1	1	3.1	1	0	1	0	0	0	8.0	
OREGON STATE	01/06/11		15	3	4	.750	0	1	.000	2	2	1.000	2	3	5	3.3	3	0	3	2	0	8	8.0	
OREGON	01/08/11		14	2	3	.667	0	1	.000	0	0	.000	0	1	1	3.1	1	0	1	2	0	4	7.8	
at California	01/13/11	*	22	2	3	.667	1	1	1.000	0	0	.000	0	2	2	3.1	1	0	0	1	0	5	7.6	
at Stanford	01/15/11		14	1	1	1.000	0	0	.000	0	0	.000	0	1	1	2.9	0	0	1	1	0	2	7.3	
ARIZONA STATE	01/20/11		14	1	2	.500	0	0	.000	0	0	.000	1	1	2	2.9	1	0	0	1	0	2	7.0	
ARIZONA	01/22/11		13	3	4	.750	0	1	.000	3	4	.750	1	1	2	2.9	0	0	0	0	1	9	7.1	
WASHINGTON	01/30/11		17	2	3	.667	0	0	.000	1	2	.500	1	1	2	2.8	5	1	1	0	0	5	7.0	
at Oregon	02/03/11		17	1	3	.333	0	1	.000	2	2	1.000	0	1	1	2.7	1	0	0	1	0	4	6.9	
at Oregon State	02/05/11	*	21	2	5	.400	0	0	.000	0	0	.000	1	2	3	2.7	2	0	1	2	0	4	6.7	
STANFORD	02/10/11	*	22	3	3	1.000	0	0	.000	2	4	.500	0	2	2	2.7	1	0	1	2	0	8	6.8	
CALIFORNIA	02/12/11		27	6	10	.600	0	1	.000	7	9	.778	3	2	5	2.8	0	0	1	2	0	19	7.3	
at Arizona	02/17/11	*	17	1	4	.250	0	1	.000	2	2	1.000	3	3	6	2.9	1	0	2	2	0	4	7.2	
at Arizona State	02/19/11	*	14	2	6	.333	0	0	.000	1	2	.500	1	1	2	2.9	1	0	0	1	0	5	7.1	
at Washington	02/27/11		19	4	7	.571	0	1	.000	0	0	.000	1	2	3	2.9	1	0	1	1	0	8	7.1	
USC	03/03/11		19	3	4	.750	1	1	1.000	1	2	.500	1	3	4	2.9	1	0	1	1	0	8	7.1	
UCLA	03/05/11		28	6	10	.600	1	4	.250	2	2	1.000	0	4	4	3.0	0	0	2	2	0	15	7.4	
vs Washington	03/10/11		24	1	5	.200	0	1	.000	1	2	.500	1	2	3	3.0	1	0	1	3	0	3	7.3	
LONG BEACH STATE	03/16/11		22	3	6	.500	0	1	.000	2	2	1.000	1	3	4	3.0	1	0	1	0	1	8	7.3	
Totals			9	596	93	155	.600	8	25	.320	39	60	.650	38	58	96	3.0	49	2	2937	3	11	233	7.3

## MOTUM'S

## CAREER/SEASON HIGHS

### Minutes

Career 30 at Fresno State, 11/26/10  
Season 30 at Fresno State, 11/26/10  
Pac-10 28 vs. UCLA, 3/05/11

### Points

Career 19 vs. California, 2/12/11  
Season 19 vs. California, 2/12/11  
Pac-10 19 vs. California, 2/12/11

### Field Goals Made

Career 6 (4 times) vs. California, 2/12/11  
Season 6 (4 times) vs. California, 2/12/11  
Pac-10 6 vs. California, 2/12/11

### Field Goal Attempts

Career 10 (4 times) vs. UCLA, 3/05/11  
Season 10 (3 times) vs. UCLA, 3/05/11  
Pac-10 10 (twice) vs. UCLA, 3/05/11

### 3-Pt Field Goals Made

Career 2 vs. Southern, 11/13/10  
Season 2 vs. Southern, 11/13/10  
Pac-10 1 (twice) vs. USC, 3/3/11

### 3-Pt Field Goal Attempts

Career 2 (three times) vs. Southern, 11/13/10  
Season 2 vs. Southern, 11/13/10  
Pac-10 1 (seven times) vs. USC, 3/3/11

### Free Throws Made

Career 7 vs. California, 2/12/11  
Season 7 vs. California, 2/12/11  
Pac-10 7 vs. California, 2/12/11

### Free Throws Attempted

Career 9 vs. California, 2/12/11  
Season 9 vs. California, 2/12/11  
Pac-10 9 vs. California, 2/12/11

### Rebounds

Career 7 (twice) vs. UTPA (Spokane), 12/10/10  
Season 7 (twice) vs. UTPA (Spokane), 12/10/10  
Pac-10 6 at Arizona, 2/17/11

### Assists

Career 3 (three times) vs. Oregon State, 1/6/11  
Season 3 (twice) vs. Oregon State, 1/6/11  
Pac-10 3 vs. Oregon State, 1/6/11

### Blocks

Career 1 (three times) vs. USC, 3/3/11  
Season 1 (three times) vs. USC, 3/3/11  
Pac-10 1 vs. USC, 3/3/11

### Steals

Career 2 at Fresno State, 11/26/10  
Season 2 at Fresno State, 11/26/10  
Pac-10 1 (five times) vs. California, 2/12/11  
Most Recent Occurrences Noted

## MISC. STATS

Category	Season	Career
Double-Figure Scoring	5	7
Double-Figure Rebounding	0	0
Double-Doubles	0	0
Triple-Doubles	0	0
Led WSU in Scoring	2	2
Led WSU in Rebounding	3	3
20+ Point Games	0	0
30+ Point Games	0	0

## CAREER STATISTICS

CAREER STATISTICS																									
YEAR	GP	GS	MIN	AVG	3-POINT							REBOUNDS													
					FGM	FGA	FG%	FTM	FTA	FT%	OFF	DEF	TOT	AVG	PF	DQ	AST	TO	BLK	STL	PTS	AVG			
2009-10	19	0	128	6.7	23	41	.561	4	10	.400	5	11	.455	7	9	16	0.8	7	0	7	6	0	2	55	2.9
2010-11	25	23	815	32.6	64	177	.362	27	73	.370	78	104	.750	14	62	76	3.0	44	1	89	52	1	22	233	9.3
TOTAL	56	53	1822	32.5	170	431	.394	55	160	.344	232	298	.779	31	118	149	2.7	100	3	220	140	1	64	627	11.2



#13



**Steven Bjornstad**  
Center • 6-10 • 217 • Sophomore  
Vancouver, Wash. • Columbia River HS

## BJORNSTAD'S CAREER/SEASON HIGHS

### Minutes

Career 7 vs. Arizona State, 1/10/10  
Season 6 vs. Sacramento State, 11/30/10  
Pac-10 7 vs. Arizona State, 1/10/10

### Points

Career 2 (5 times) vs. UTPA (Spokane), 12/10/10  
Season 2 (twice) vs. UTPA (Spokane), 12/10/10  
Pac-10 None

### Field Goals Made

Career 1 (5 times) vs. UTPA (Spokane), 12/10/10  
Season 1 vs. UTPA (Spokane), 12/10/10  
Pac-10 None

### Field Goal Attempts

Career 1 (4 times) vs. Sacramento State, 11/30/10  
Season 1 (4 times) vs. Sacramento State, 11/30/10  
Pac-10 None

### 3-Pt Field Goals Made

Career None  
Season None  
Pac-10 None

### 3-Pt Field Goal Attempts

Career None  
Season None  
Pac-10 None

### Free Throws Made

Career 1 vs. IPFW, 11/19/09  
Season None  
Pac-10 None

### Free Throws Attempted

Career 2 (twice) vs. Sacramento State, 11/30/10  
Season 2 (twice) vs. Sacramento State, 11/30/10  
Pac-10 None

### Rebounds

Career 2 vs. Sacramento State, 11/30/10  
Season 2 vs. Sacramento State, 11/30/10  
Pac-10 None

### Assists

Career None  
Season None  
Pac-10 None

### Blocks

Career 1 (three times) at Oregon, 3/6/10  
Season None  
Pac-10 1 (twice) at Oregon, 3/6/10

### Steals

Career None  
Season None  
Pac-10 None

Most Recent Occurrences Noted

## MISC. STATS

Category	Season	Career
Double-Figure Scoring	0	0
Double-Figure Rebounding	0	0
Double-Doubles	0	0
Triple-Doubles	0	0
Led WSU in Scoring	0	0
Led WSU in Rebounding	0	0
20+ Point Games	0	0
30+ Point Games	0	0

## 2010-11 GAME-BY-GAME STATISTICS

Opponent	Date	GS	Min	FG	FGA	Pct	3FG	FGA	Pct	FT	FTA	Pct	Off	Def	Tot	Avg	PF	FO	ATO	Blk	Stl	Pts	Avg
SOUTHERN UNIVERSITY	11/13/10									--Did Not Play (Knee)--													
IDAHO	11/16/10									--Did Not Play (Knee)--													
vs. Portland	11/23/10									--Did Not Play (Knee)--													
at Fresno State	11/26/10									--Did Not Play--													
SACRAMENTO STATE	11/30/10	6	1	1	1.000	0	0	.000	0	2	.000	1	1	2	2.0	0	0	0	1	0	0	2	2.0
KANSAS STATE	12/03/10									--Did Not Play--													
GONZAGA	12/08/10									--Did Not Play--													
TEXAS-PAN AMERICAN	12/10/10	2	1	1	1.000	0	0	.000	0	0	.000	0	0	0	1.0	0	0	0	0	0	0	2	2.0
at Santa Clara	12/19/10									--Did Not Play--													
vs Mississippi State	12/22/10									--Did Not Play--													
vs Baylor	12/23/10									--Did Not Play--													
vs Butler	12/25/10									--Did Not Play--													
at UCLA	12/29/10									--Did Not Play--													
at USC	12/31/10									--Did Not Play--													
OREGON STATE	01/06/11									--Did Not Play--													
OREGON	01/08/11									--Did Not Play--													
at California	01/13/11									--Did Not Play--													
at Stanford	01/15/11									--Did Not Play--													
ARIZONA STATE	01/20/11									--Did Not Play--													
ARIZONA	01/22/11									--Did Not Play--													
WASHINGTON	01/30/11									--Did Not Play--													
at Oregon	02/03/11	1	0	0	.000	0	0	.000	0	0	.000	0	0	0	0.7	0	0	0	0	0	0	1.3	
at Oregon State	02/05/11									--Did Not Play--													
STANFORD	02/10/11									--Did Not Play--													
CALIFORNIA	02/12/11									--Did Not Play--													
at Arizona	02/17/11									--Did Not Play--													
at Arizona State	02/19/11									--Did Not Play--													
at Washington	02/27/11									--Did Not Play--													
USC	03/03/11									--Did Not Play--													
UCLA	03/05/11									--Did Not Play--													
vs Washington	03/10/11									--Did Not Play--													
Totals		0	9	2	2	1.000	0	0	.000	0	2	.000	1	1	2	0.7	0	0	0	1	0	4	1.3

## CAREER STATISTICS

YEAR	GP	GS	MIN	AVG	FGM	-FGA	FG%	3-POINT			FTM	-FTA	FT%	REBOUNDS										PTS	AVG
								FGM	FGA	FG%				OFF	DEF	TOT	AVG	PF	DQ	AST	TO	BLK	STL		
2009-10	11	0	28	2.5	3	-5	.600	0	0	.000	1	-3	.333	1	1	2	0.2	4	0	0	3	3	0	7	0.6
2010-11	3	0	9	3.0	2	-2	1.000	0	0	.000	0	-2	.000	1	1	2	0.7	0	0	0	1	0	0	4	1.3
TOTAL	14	0	37	2.6	5	-7	.714	0	0	.000	1	-5	.200	2	2	4	0.3	4	0	0	4	3	0	11	0.8





#15

## Chris McNamara

Center • 6-10 • 277 • Junior  
Leeds, England • Bellevue CC

## 2010-11 GAME-BY-GAME STATISTICS

Opponent	Date	GS	Min	FG	FGA	Pct	3FG	FGA	Pct	FT	FTA	Pct	Off	Def	Tot	Avg	PF	FO	ATO	Blk	Stl	Pts	Avg
SOUTHERN UNIVERSITY	11/13/10	1	0	1	.000	0	0	.000	0	0	.000	0	0	0	0	0.0	0	0	0	0	0	0.0	
IDAHO	11/16/10																						
vs Portland	11/23/10	1	0	0	.000	0	0	.000	0	0	.000	0	0	0	0	0.0	0	0	0	0	0	0.0	
at Fresno State	11/26/10																						
SACRAMENTO STATE	11/30/10	4	0	0	.000	0	0	.000	0	0	.000	0	1	1	0.3	2	0	1	0	0	0	0.0	
KANSAS STATE	12/03/10																						
GONZAGA	12/08/10	2	0	0	.000	0	0	.000	0	0	.000	0	0	0	0.3	0	0	0	0	0	0	0.0	
at Santa Clara	12/19/10																						
vs Mississippi State	12/22/10																						
vs Baylor	12/23/10																						
vs Butler	12/25/10																						
at UCLA	12/29/10																						
at USC	12/31/10																						
OREGON STATE	01/06/11																						
OREGON	01/08/11																						
at California	01/13/11																						
at Stanford	01/15/11																						
ARIZONA STATE	01/20/11																						
ARIZONA	01/22/11																						
WASHINGTON	01/30/11																						
at Oregon	02/03/11																						
at Oregon State	02/05/11																						
STANFORD	02/10/11																						
CALIFORNIA	02/12/11																						
at Arizona	02/17/11																						
at Arizona State	02/19/11																						
at Washington	02/27/11																						
USC	03/03/11																						
UCLA	03/05/11																						
vs Washington	03/10/11																						
Totals		0	8	0	1	.000	0	0	.000	0	0	.000	0	1	1	0.3	2	0	1	0	0	0.0	

MCNAMARA'S  
CAREER/SEASON HIGHS

## Minutes

Career 4 vs. Sacramento State, 11/30/10  
 Season 4 vs. Sacramento State, 11/30/10  
 Pac-10 None

## Points

Career None  
 Season None  
 Pac-10 None

## Field Goals Made

Career None  
 Season None  
 Pac-10 None

## Field Goal Attempts

Career 1 vs. Southern, 11/13/10  
 Season 1 vs. Southern, 11/13/10  
 Pac-10 None

## 3-Pt Field Goals Made

Career None  
 Season None  
 Pac-10 None

## 3-Pt Field Goal Attempts

Career None  
 Season None  
 Pac-10 None

## Free Throws Made

Career None  
 Season None  
 Pac-10 None

## Free Throws Attempted

Career None  
 Season None  
 Pac-10 None

## Rebounds

Career 1 vs. Sacramento State, 11/30/10  
 Season 1 vs. Sacramento State, 11/30/10  
 Pac-10 None

## Assists

Career 1 vs. Sacramento State, 11/30/10  
 Season 1 vs. Sacramento State, 11/30/10  
 Pac-10 None

## Blocks

Career None  
 Season None  
 Pac-10 None

## Steals

Career None  
 Season None  
 Pac-10 None

Most Recent Occurrences Noted

## MISC. STATS

Category	Season	Career
Double-Figure Scoring	0	0
Double-Figure Rebounding	0	0
Double-Doubles	0	0
Triple-Doubles	0	0
Led WSU in Scoring	0	0
Led WSU in Rebounding	0	0
20+ Point Games	0	0
30+Point Games	0	0

## CAREER STATISTICS

YEAR	GP	GS	MIN	AVG	3-POINT					REBOUNDS					PF	DQ	AST	TO	BLK	STL	PTS	AVG
					FGM	-FGA	FG%	FGM	-FGA	FG%	FTM	-FTA	FT%	OFF	DEF							
2010-11	4	0	8	2.0	0	-1	.000	0	0	.000	0	-0	.000	0	1	1	0.3	2	0	1	0	0.0
TOTAL	4	0	8	2.0	0	-1	.000	0	0	.000	0	-0	.000	0	1	1	0.3	2	0	1	0	0.0




#22

# Ben Loewen

Guard • 6-0 • 172 • Junior

Spokane, Wash. • Whitworth University



## 2010-11 GAME-BY-GAME STATISTICS

Opponent	Date	GS	Min	FG	FGA	Pct	3FG	FGA	Pct	FT	FTA	Pct	Off	Def	Tot	Avg	PF	FO	A TO	Blk	Stl	Pts	Avg
SOUTHERN UNIVERSITY	11/13/10	9	1	2	.500	0	0	.000	0	0	.000	1	0	1	1.0	0	0	0	0	0	2	2.0	
IDAHO	11/16/10															--Did Not Play--							
vs Portland	11/23/10	1	0	1	.000	0	1	.000	0	0	.000	0	0	0	0.5	0	0	0	0	0	0	1.0	
at Fresno State	11/26/10															--Did Not Play--							
SACRAMENTO STATE	11/30/10	14	3	6	.500	2	3	.667	0	0	.000	0	0	0	0.3	1	0	0	0	1	8	3.3	
KANSAS STATE	12/03/10															--Did Not Play--							
GONZAGA	12/08/10	2	0	0	.000	0	0	.000	0	0	.000	0	0	0	0.3	1	0	0	1	0	0	2.5	
TEXAS-PAN AMERICAN	12/10/10	2	0	0	.000	0	0	.000	0	0	.000	0	1	1	0.4	0	0	1	0	0	0	2.0	
at Santa Clara	12/19/10															--Did Not Play--							
vs Mississippi State	12/22/10	1	0	0	.000	0	0	.000	0	0	.000	0	0	0	0.3	0	0	0	0	0	0	1.7	
vs Baylor	12/23/10															--Did Not Play--							
vs Butler	12/25/10															--Did Not Play--							
at UCLA	12/29/10															--Did Not Play--							
at USC	12/31/10															--Did Not Play--							
OREGON STATE	01/06/11															--Did Not Play--							
OREGON	01/08/11	1	0	1	.000	0	0	.000	0	0	.000	0	0	0	0.3	0	0	0	0	0	0	1.4	
at California	01/13/11															--Did Not Play--							
at Stanford	01/15/11															--Did Not Play--							
ARIZONA STATE	01/20/11	1	0	0	.000	0	0	.000	0	0	.000	0	0	0	0.3	0	0	0	0	0	0	1.3	
ARIZONA	01/22/11															--Did Not Play--							
WASHINGTON	01/30/11															--Did Not Play--							
at Oregon	02/03/11	3	0	1	.000	0	1	.000	0	0	.000	0	0	0	0.2	0	0	0	0	0	0	1.1	
at Oregon State	02/05/11															--Did Not Play--							
STANFORD	02/10/11															--Did Not Play--							
CALIFORNIA	02/12/11															--Did Not Play--							
at Arizona	02/17/11															--Did Not Play--							
at Arizona State	02/19/11															--Did Not Play--							
at Washington	02/27/11															--Did Not Play--							
USC	03/03/11															--Did Not Play--							
UCLA	03/05/11	*	21	0	1	.000	0	0	.000	0	0	.000	0	0	0.2	3	0	1	0	0	0	1.0	
vs Washington	03/10/11															--Did Not Play--							
LONG BEACH STATE	03/16/11	1	0	0	.000	0	0	.000	0	0	.000	0	0	0	0.2	0	0	0	0	0	0	0.9	
Totals		1	56	4	12	.333	2	5	.400	0	0	.000	1	1	2	0.2	5	0	2	1	10	0.9	

## LOEWEN'S CAREER/SEASON HIGHS

### Minutes

Career	21 vs. UCLA, 3/05/11
Season	21 vs. UCLA, 3/05/11
Pac-10	21 vs. UCLA, 3/05/11

### Points

Career	8 vs. Sacramento State, 11/30/10
Season	8 vs. Sacramento State, 11/30/10
Pac-10	None

### Field Goals Made

Career	3 vs. Sacramento State, 11/30/10
Season	3 vs. Sacramento State, 11/30/10
Pac-10	None

### Field Goal Attempts

Career	6 vs. Sacramento State, 11/30/10
Season	6 vs. Sacramento State, 11/30/10
Pac-10	1 (twice) at Oregon, 2/3/11

### 3-Pt Field Goals Made

Career	2 vs. Sacramento State, 11/30/10
Season	2 vs. Sacramento State, 11/30/10
Pac-10	None

### 3-Pt Field Goal Attempts

Career	3 vs. Sacramento State, 11/30/10
Season	3 vs. Sacramento State, 11/30/10
Pac-10	None

### Free Throws Made

Career	None
Season	None
Pac-10	None

### Free Throws Attempted

Career	None
Season	None
Pac-10	None

### Rebounds

Career	1 (twice) vs. UTPA (Spokane), 12/10/10
Season	1 (twice) vs. UTPA (Spokane), 12/10/10
Pac-10	None

### Assists

Career	1 (twice) vs. UCLA, 3/05/11
Season	1 (twice) vs. UCLA, 3/05/11
Pac-10	1 (twice) vs. UCLA, 3/05/11

### Blocks

Career	None
Season	None
Pac-10	None

### Steals

Career	1 vs. Sacramento State, 11/30/10
Season	1 vs. Sacramento State, 11/30/10
Pac-10	None

Most Recent Occurrences Noted

## MISC. STATS

Category	Season	Career
Double-Figure Scoring	0	0
Double-Figure Rebounding	0	0
Double-Doubles	0	0
Triple-Doubles	0	0
Led WSU in Scoring	0	0
Led WSU in Rebounding	0	0
20+ Point Games	0	0
30+ Point Games	0	0

## CAREER STATISTICS

YEAR	GP	GS	MIN	AVG	3-POINT					REBOUNDS					PF	DQ	AST	TO	BLK	STL	PTS	AVG
					FGM	-FGA	FG%	FTM	-FTA	FT%	OFF	DEF	TOT	Avg								
2009-10	4	0	8	2.0	0	-1	.000	0	-0	.000	0	0	0	0.0	1	0	0	0	0	0	0	0.0
2010-11	10	1	55	5.5	4	-12	.333	2	-5	.400	0	1	2	0.2	5	0	2	1	0	1	10	1.0
TOTAL	14	1	63	4.5	4	-13	.308	2	-5	.400	0	1	2	0.1	6	0	2	1	0	1	10	0.7



#23

## DeAngelo Casto

Forward • 6-8 • 241 • Junior  
Spokane, Wash. • Ferris HS

## 2010-11 GAME-BY-GAME STATISTICS

Opponent	Date	GS	Min	FG	FGA	Pct	3FG	FGA	Pct	FT	FTA	Pct	Off	Def	Tot	Avg	PF	FO	A TO	BlkStl	Pts	Avg			
SOUTHERN UNIVERSITY	11/13/10		16	4	5	.800	0	0	.000	8	11	.727	1	4	5	5.0	4	0	0	3	1	0	16	16.0	
IDAHO	11/16/10	*	27	4	6	.667	0	0	.000	2	2	1.000	1	2	3	4.0	2	0	3	3	4	1	10	13.0	
vs Portland	11/23/10	*	29	1	3	.333	0	0	.000	0	0	.000	2	5	7	5.0	4	0	2	7	3	1	2	9.3	
at Fresno State	11/26/10																								
SACRAMENTO STATE	11/30/10																								
KANSAS STATE	12/03/10	*	30	3	8	.375	0	0	.000	3	4	.750	3	4	7	5.5	4	0	0	4	3	1	9	9.3	
GONZAGA	12/08/10		16	4	8	.500	0	0	.000	0	0	.000	2	2	4	5.2	4	0	0	1	1	0	8	9.0	
TEXAS-PAN AMERICAN	12/10/10	*	18	4	7	.571	0	0	.000	1	4	.250	2	5	7	5.5	1	0	0	4	3	0	9	9.0	
at Santa Clara	12/19/10	*	22	6	9	.667	0	0	.000	3	5	.600	4	6	10	6.1	4	0	0	1	2	2	15	9.9	
vs Mississippi State	12/22/10	*	22	2	3	.667	0	0	.000	2	4	.500	0	5	5	6.0	4	0	0	0	2	0	6	9.4	
vs Baylor	12/23/10	*	24	5	9	.556	0	0	.000	2	2	1.000	2	3	5	5.9	4	0	0	0	0	4	12	9.7	
vs Butler	12/25/10	*	31	3	9	.333	0	0	.000	0	0	.000	1	4	5	5.8	4	0	2	3	1	0	6	9.3	
at UCLA	12/29/10	*	28	4	9	.444	0	0	.000	0	0	.000	2	4	6	5.8	4	0	2	3	1	0	8	9.2	
at USC	12/31/10	*	34	8	11	.727	0	0	.000	2	2	1.000	2	6	8	6.0	1	0	0	1	1	1	18	9.9	
OREGON STATE	01/06/11	*	26	3	4	.750	0	0	.000	0	0	.000	1	4	5	5.9	4	0	0	2	3	0	6	9.6	
OREGON	01/08/11	*	26	5	9	.556	0	0	.000	2	3	.667	3	4	7	6.0	3	0	1	1	1	1	12	9.8	
at California	1/13/11		34	4	9	.444	0	0	.000	3	4	.750	3	8	11	6.3	5	1	1	4	0	1	11	9.9	
at Stanford	01/15/11	*	32	2	6	.333	0	0	.000	3	5	.600	2	5	7	6.4	2	0	2	2	0	2	7	9.7	
ARIZONA STATE	01/20/11	*	30	11	18	.611	0	0	.000	3	5	.600	2	3	5	6.3	1	0	0	2	4	0	25	10.6	
ARIZONA	01/22/11	*	35	8	12	.667	0	0	.000	1	4	.250	2	4	6	6.3	3	0	1	1	4	0	17	10.9	
WASHINGTON	01/30/11	*	21	5	9	.556	0	0	.000	1	4	.250	1	7	8	6.4	5	1	0	0	0	2	11	10.9	
at Oregon	02/03/11	*	24	1	5	.200	0	0	.000	1	1	1.000	3	4	7	6.4	3	0	0	1	0	1	3	10.6	
at Oregon State	02/05/11	*	33	4	5	.800	0	0	.000	3	4	.750	2	8	10	6.6	2	0	2	1	0	0	11	10.6	
STANFORD	02/10/11	*	33	10	11	.909	0	0	.000	2	7	.286	2	2	4	6.5	2	0	0	0	1	1	22	11.1	
CALIFORNIA	02/12/11	*	29	5	6	.833	0	0	.000	4	7	.571	1	4	5	6.4	5	1	1	2	3	2	14	11.2	
at Arizona	02/17/11	*	35	5	9	.556	0	0	.000	4	4	1.000	3	3	6	6.4	3	0	3	3	1	1	14	11.3	
at Arizona State	02/19/11	*	32	4	7	.571	0	0	.000	4	8	.500	4	6	10	6.5	3	0	1	4	2	1	12	11.4	
at Washington	02/27/11	*	32	6	10	.600	0	0	.000	8	8	1.000	4	9	13	6.8	4	0	0	2	0	2	20	11.7	
USC	03/03/11	*	32	10	11	.909	0	0	.000	4	6	.667	2	8	10	6.9	3	0	2	2	1	0	24	12.1	
UCLA	03/05/11	*	39	4	7	.571	0	0	.000	1	5	.200	0	4	4	6.8	3	0	2	2	3	9	12.0		
vs Washington	03/10/11	*	34	4	8	.500	0	0	.000	5	7	.714	3	6	9	6.9	1	0	3	1	3	1	13	12.1	
LONG BEACH STATE	03/16/11	*	35	6	11	.545	0	0	.000	2	6	.333	3	4	7	6.9	3	0	3	6	4	2	14	12.1	
Totals			27	859	145	244	.594	0	0	.000	74	122	.607	63	143	206	6.9	95	3	31	66	51	30	364	12.1

CASTO'S  
CAREER/SEASON HIGHS

## Minutes

Career 40 vs. Oregon (Los Angeles), 3/10/10  
 Season 39 vs. UCLA, 3/05/11  
 Pac-10 39 vs. UCLA, 3/05/11

## Points

Career 25 vs. Arizona State, 1/20/11  
 Season 25 vs. Arizona State, 1/20/11  
 Pac-10 25 vs. Arizona State, 1/20/11

## Field Goals Made

Career 11 vs. Arizona State, 1/20/11  
 Season 11 vs. Arizona State, 1/20/11  
 Pac-10 11 vs. Arizona State, 1/20/11

## Field Goal Attempts

Career 18 vs. Arizona State, 1/20/11  
 Season 18 vs. Arizona State, 1/20/11  
 Pac-10 18 vs. Arizona State, 1/20/11

## 3-Pt Field Goals Made

Career None  
 Season None  
 Pac-10 None

## 3-Pt Field Goal Attempts

Career 1 at Oregon State, 3/6/10  
 Season None  
 Pac-10 1 at Oregon State, 3/6/10

## Free Throws Made

Career 8 (twice) at Washington, 2/27/11  
 Season 8 (twice) at Washington, 2/27/11  
 Pac-10 8 at Washington, 2/27/11

## Free Throws Attempted

Career 13 vs. Oregon (Los Angeles), 3/10/10  
 Season 11 vs. Southern, 11/13/10  
 Pac-10 8 (three times) at Washington, 2/27/11

## Rebounds

Career 14 (twice) vs. Idaho, 12/9/09  
 Season 13 at Washington, 2/27/11  
 Pac-10 13 at Washington, 2/27/11

## Assists

Career 5 vs. Arizona, 2/26/09  
 Season 3 (twice) at Arizona, 2/17/11  
 Pac-10 5 vs. Arizona, 2/26/09

## Blocks

Career 5 (twice) at California, 2/13/10  
 Season 4 (three times) vs. Arizona, 1/22/11  
 Pac-10 5 (twice) at California, 2/13/10

## Steals

Career 3 (five times) at UCLA, 2/11/10  
 Season 4 vs. Baylor (Honolulu), 12/23/10  
 Pac-10 3 (twice) vs. UCLA, 3/05/11  
 Most Recent Occurrences Noted

## MISC. STATS

Category	Season	Career
Double-Figure Scoring	15	34
Double-Figure Rebounding	5	10
Double-Doubles	6	13
Triple-Doubles	0	0
Led WSU in Scoring	4	7
Led WSU in Rebounding	13	27
20+ Point Games	4	4
30+Point Games	0	0

## CAREER STATISTICS


YEAR	GP	GS	MIN	AVG	FGM	-FGA	FG%	3-POINT			FTM	-FTA	FT%	REBOUNDS				PF	DQ	AST	TO	BLK	STL	PTS	AVG
								FGM	FGA	FG%				OFF	DEF	TOT	AVG								
2008-09	33	2	532	16.1	53	- 95	.558	0	- 0	.000	38	- 59	.644	43	88	131	4.0	54	1	15	37	39	14	144	4.4
2009-10	31	30	884	28.5	124	- 249	.498	0	- 1	.000	85	- 144	.590	82	134	216	7.0	76	1	16	67	67	22	333	10.7
2010-11	30	27	859	28.6	145	- 244	.594	0	- 0	.000	74	- 122	.607	63	143	206	6.9	95	3	31	66	51	30	364	12.1
TOTAL	94	59	2275	24.2	322	- 588	.548	0	- 1	.000	197	- 325	.606	188	365	553	5.9	225	5	62	170	157	66	841	8.9





#25

Dre' Winston, Jr.

Guard • 6-1 • 166 • Freshman  
Lakewood, Wash. • Lakes HS


## 20010-11 GAME-BY-GAME STATISTICS

Opponent	Date	GS	Min	FG	FGA	Pct	3FG	FGA	Pct	FT	FTA	Pct	Off	Def	Tot	Avg	PF	FO	A TO	Blk	Stl	Pts	Avg
SOUTHERN UNIVERSITY	11/13/10	22	0	4	.000	0	0	.000	0	0	.000	1	1	2	2.0	2	0	0	0	0	0	0	0.0
IDAHO	11/16/10	16	1	1	1.000	0	0	.000	0	0	.000	0	1	1	1.5	3	0	2	0	1	2	1.0	
vs Portland	11/23/10	18	1	2	.500	0	0	.000	0	0	.000	0	2	2	1.7	0	0	1	0	0	2	1.3	
at Fresno State	11/26/10	17	0	1	.000	0	0	.000	1	2	.500	0	0	0	1.3	1	0	2	0	0	1	1.3	
SACRAMENTO STATE	11/30/10	21	2	3	.667	0	0	.000	0	0	.000	0	1	1	1.2	2	0	0	1	0	2	1.8	
KANSAS STATE	12/03/10	1	0	1	.000	0	0	.000	0	0	.000	0	0	0	1.0	0	0	0	0	0	0	1.5	
GONZAGA	12/08/10	4	0	0	.000	0	0	.000	0	2	.000	0	1	1	1.0	0	0	1	0	0	0	1.3	
TEXAS-PAN AMERICAN	12/10/10	6	0	1	.000	0	0	.000	0	0	.000	1	1	2	1.1	0	0	0	0	0	0	1.1	
at Santa Clara	12/19/10	1	0	0	.000	0	0	.000	0	0	.000	0	0	0	1.0	0	0	0	1	0	0	1.0	
at Santa Clara	12/19/10	1	0	0	.000	0	0	.000	0	0	.000	0	0	0	1.0	0	0	0	1	0	0	1.0	
vs Mississippi State	12/22/10	5	1	2	.500	0	0	.000	0	1	.000	0	1	1	1.0	0	0	0	0	0	2	1.1	
vs Baylor	12/23/10																						
vs Butler	12/25/10	1	0	0	.000	0	0	.000	0	0	.000	0	0	0	0.9	0	0	0	0	0	0	1.0	
at UCLA	12/29/10	1	0	0	.000	0	0	.000	0	0	.000	0	0	0	0.8	0	0	0	1	0	0	0.9	
at USC	12/31/10	3	0	0	.000	0	0	.000	0	0	.000	0	0	0	0.8	0	0	0	0	0	0	0.8	
OREGON STATE	01/06/11	3	0	0	.000	0	0	.000	0	0	.000	0	0	0	0.7	0	0	0	1	1	0	0.8	
OREGON	01/08/11	3	0	0	.000	0	0	.000	0	0	.000	0	0	0	0.7	0	0	0	0	0	0	0.7	
at California	01/13/11																						
at Stanford	01/15/11	8	0	0	.000	0	0	.000	0	0	.000	0	1	1	0.7	2	0	1	1	0	1	0.7	
ARIZONA STATE	01/20/11	9	1	1	1.000	0	0	.000	0	2	.000	0	1	1	0.7	0	0	0	2	0	0	2	0.8
ARIZONA	01/22/11	1	0	0	.000	0	0	.000	0	0	.000	0	0	0	0.7	0	0	0	0	0	0	0.7	
WASHINGTON	01/30/11																						
at Oregon	02/03/11	1	0	0	.000	0	0	.000	0	0	.000	0	0	0	0.6	0	0	0	0	0	0	0.7	
at Oregon State	02/05/11																						
STANFORD	02/10/11	4	0	1	.000	0	0	.000	0	0	.000	0	2	2	0.7	0	0	0	0	0	0	0.7	
CALIFORNIA	02/12/11	2	0	0	.000	0	0	.000	0	0	.000	0	0	0	0.7	0	0	0	1	0	0	0.6	
at Arizona	02/17/11	3	0	0	.000	0	0	.000	0	0	.000	0	0	0	0.6	0	0	0	0	0	1	0.6	
at Arizona State	02/19/11	3	0	0	.000	0	0	.000	0	0	.000	0	0	0	0.6	0	0	0	0	0	0	0.6	
at Washington	02/27/11																						
USC	03/03/11	1	0	1	.000	0	0	.000	0	0	.000	0	0	0	0.6	0	0	0	1	0	0	0.5	
UCLA	03/05/11																						
vs Washington	03/10/11																						
Totals		0	154	6	18	.333	0	0	.000	1	7	.143	2	12	14	0.6	10	0	8	9	0	6	13.5

WINSTON, JR.'S  
CAREER/SEASON HIGHS

## Minutes

Career 22 vs. Southern, 11/13/10  
Season 22 vs. Southern, 11/13/10  
Pac-10 8 at Stanford, 1/15/11

## Points

Career 4 vs. Sacramento State, 11/30/10  
Season 4 vs. Sacramento State, 11/30/10  
Pac-10 None

## Field Goals Made

Career 2 vs. Sacramento State, 11/30/10  
Season 2 vs. Sacramento State, 11/30/10  
Pac-10 None

## Field Goal Attempts

Career 4 vs. Southern, 11/13/10  
Season 4 vs. Southern, 11/13/10  
Pac-10 1 vs. USC, 3/3/11

## 3-Pt Field Goals Made

Career None  
Season None  
Pac-10 None

## 3-Pt Field Goal Attempts

Career None  
Season None  
Pac-10 None

## Free Throws Made

Career 1 at Fresno State, 11/26/10  
Season 1 at Fresno State, 11/26/10  
Pac-10 None

## Free Throws Attempted

Career 2 vs. Arizona State, 1/20/11  
Season 2 (three times) vs. Arizona State, 1/20/11  
Pac-10 None

## Rebounds

Career 2 (three times) vs. Stanford, 2/10/11  
Season 2 (three times) vs. Stanford, 2/10/11  
Pac-10 2 (three times) vs. Stanford, 2/10/11

## Assists

Career 2 (twice) at Fresno State, 11/26/10  
Season 2 (twice) at Fresno State, 11/26/10  
Pac-10 1 vs. Oregon State, 1/6/11

## Blocks

Career None  
Season None  
Pac-10 None

## Steals

Career 2 vs. Sacramento State, 11/30/10  
Season 2 vs. Sacramento State, 11/30/10  
Pac-10 1 at Stanford, 1/15/11  
Most Recent Occurrences Noted

## MISC. STATS

Category	Season	Career
Double-Figure Scoring	0	0
Double-Figure Rebounding	0	0
Double-Doubles	0	0
Triple-Doubles	0	0
Led WSU in Scoring	0	0
Led WSU in Rebounding	0	0
20+ Point Games	0	0
30+ Point Games	0	0

## CAREER STATISTICS

YEAR	GP	GS	MIN	AVG	FGM	-FGA	FG%	3-POINT			FTM	-FTA	FT%	REBOUNDS				PF	DQ	AST	TO	BLK	STL	PTS	AVG
								FGM	FGA	FG%				OFF	DEF	TOT	AVG								
2010-11	23	0	153	6.7	6	- 17	.353	0	- 0	.000	1	- 7	.143	2	12	14	0.6	10	0	8	8	0	6	13	0.6
TOTAL	23	0	153	6.7	6	- 17	.353	0	- 0	.000	1	- 7	.143	2	12	14	0.6	10	0	8	8	0	6	13	0.6



#31

Abe Lodwick

Guard/Forward • 6-7 • 208 • Junior  
Bend, Ore. • Mountain View HS

## LODWICK'S CAREER/SEASON HIGHS

<b>Minutes</b>	
Career	33 at UCLA, 3/05/11
Season	33 at UCLA, 3/05/11
Pac-10	33 at UCLA, 3/05/11
<b>Points</b>	
Career	13 vs. Portland State (Kennewick), 12/19/09
Season	9 vs. Mississippi St. (Honolulu), 12/22/10
Pac-10	11 (twice) vs. UCLA, 3/05/11
<b>Field Goals Made</b>	
Career	5 vs. Portland State (Kennewick), 12/19/09
Season	3 (twice) at Arizona State, 2/19/11
Pac-10	3 (twice) at Arizona State, 2/19/11
<b>Field Goal Attempts</b>	
Career	10 vs. UCLA, 3/05/11
Season	10 vs. UCLA, 3/05/11
Pac-10	10 vs. UCLA, 3/05/11
<b>3-Pt Field Goals Made</b>	
Career	3 (three times) at Arizona State, 2/19/11
Season	3 (twice) at Arizona State, 2/19/11
Pac-10	3 at Arizona State, 2/19/11
<b>3-Pt Field Goal Attempts</b>	
Career	6 at Arizona, 2/17/11
Season	6 at Arizona, 2/17/11
Pac-10	6 at Arizona, 2/17/11
<b>Free Throws Made</b>	
Career	4 vs. USC, 2/20/10
Season	2 (three times) at Arizona State, 2/19/11
Pac-10	4 vs. USC, 2/20/10
<b>Free Throws Attempted</b>	
Career	4 (twice) vs. USC, 2/20/10
Season	2 (four times) at Arizona State, 2/19/11
Pac-10	4 vs. USC, 2/20/10
<b>Rebounds</b>	
Career	9 vs. Mississippi Valley State, 11/13/09
Season	8 (twice) at Stanford, 1/15/11
Pac-10	8 at Stanford, 1/15/11
<b>Assists</b>	
Career	5 vs. Sacramento State, 11/30/10
Season	5 vs. Sacramento State, 11/30/10
Pac-10	3 (four times) vs. USC, 3/3/11
<b>Blocks</b>	
Career	3 at UCLA, 12/29/10
Season	3 at UCLA, 12/29/10
Pac-10	3 at UCLA, 12/29/10
<b>Steals</b>	
Career	3 vs. Gonzaga, 12/8/10
Season	3 vs. Gonzaga, 12/8/10
Pac-10	2 (twice) at Arizona State, 2/19/11
Most Recent Occurrences Noted	

## 2010-11 GAME-BY-GAME STATISTICS


Opponent	Date	GS	Min	FG	FGA	Pct	3FG	FGA	Pct	FT	FTA	Pct	Off	Def	Tot	Avg	PF	FO	ATO	Blk	Stl	Pts	Avg		
SOUTHERN UNIVERSITY	11/13/10	*	17	2	5	.400	0	2	.000	0	1	.000	1	0	1	1.0	4	0	1	0	1	4	4.0		
IDAHO	11/16/10	*	24	1	2	.500	0	0	.000	0	0	.000	1	4	5	3.0	2	0	0	0	0	2	3.0		
vs Portland	11/23/10	*	24	1	3	.333	1	3	.333	0	0	.000	0	4	4	3.3	3	0	1	0	2	1	3	3.0	
at Fresno State	11/26/10	*	19	0	2	.000	0	2	.000	0	0	.000	0	3	3	3.3	3	0	1	2	0	1	0	2.3	
SACRAMENTO STATE	11/30/10	*	22	1	5	.200	1	4	.250	0	0	.000	2	2	4	3.4	0	0	5	0	2	3	2.4		
KANSAS STATE	12/03/10	*	18	0	1	.000	0	1	.000	0	0	.000	0	3	3	3.3	5	1	0	0	0	0	0	2.0	
GONZAGA	12/08/10	*	19	1	3	.333	1	3	.333	1	2	.500	0	2	2	3.1	2	0	0	0	0	3	4.2		
TEXAS-PAN AMERICAN	12/10/10	*	18	0	5	.000	0	5	.000	0	0	.000	0	2	2	3.0	1	0	2	2	0	0	0	2.0	
at Santa Clara	12/19/10	*	23	1	2	.500	1	2	.500	0	0	.000	1	5	6	3.3	5	1	2	0	0	3	2.1		
vs Mississippi State	12/22/10	*	25	3	5	.600	3	5	.600	0	0	.000	1	5	6	3.6	3	0	2	1	0	9	2.8		
vs Baylor	12/23/10	*	25	2	4	.500	1	3	.333	0	0	.000	1	7	8	4.0	3	0	1	2	1	0	5	3.0	
vs Butler	12/25/10	*	12	0	3	.000	0	3	.000	0	0	.000	0	2	2	3.8	5	1	0	0	0	0	0	2.8	
at UCLA	12/29/10	*	32	1	1	1.000	0	0	.000	0	1	.000	0	7	7	4.1	4	0	2	0	3	1	2	2.7	
at USC	12/31/10	*	27	2	4	.500	2	4	.500	0	0	.000	2	3	5	4.1	2	0	1	2	0	1	6	2.9	
OREGON STATE	01/06/11	*	19	1	2	.500	1	2	.500	0	0	.000	1	2	3	4.1	4	0	0	1	0	1	3	2.9	
OREGON	01/08/11	*	26	2	5	.400	2	4	.500	0	0	.000	0	6	6	4.2	4	0	1	0	0	6	3.1		
at California	01/13/11	*	21	1	2	.500	1	2	.500	0	0	.000	0	1	1	4.0	5	1	2	0	0	3	3.1		
at Stanford	01/15/11	*	29	0	2	.000	0	2	.000	2	2	1.000	8	8	4.2	3	0	0	2	0	0	2	3.1		
ARIZONA STATE	01/20/11	*	25	1	1	1.000	0	0	.000	0	0	.000	1	6	7	4.4	4	0	1	0	1	0	2	3.0	
ARIZONA	01/22/11	*	28	1	3	.333	0	2	.000	0	0	.000	1	3	4	4.4	5	1	3	1	1	1	2	3.0	
WASHINGTON	01/30/11	*	27	0	1	.000	0	1	.000	2	2	1.000	2	2	4.2	5	1	2	1	1	2	2	2.9		
at Oregon	02/03/11	*	23	1	1	1.000	0	0	.000	0	0	.000	1	2	3	4.2	2	0	0	1	0	0	2	2.9	
at Oregon State	02/05/11	*	17	2	3	.667	1	1	1.000	1	1	1.000	2	2	4.1	4	0	0	1	0	0	6	3.0		
STANFORD	02/10/11	*	23	1	5	.200	1	4	.250	0	0	.000	1	3	4	4.1	3	0	0	2	0	0	3	3.0	
CALIFORNIA	02/12/11	*	21	0	5	.000	0	5	.000	0	0	.000	0	2	2	4.0	5	1	2	3	0	2	0	2.9	
at Arizona	02/17/11	*	26	2	6	.333	2	6	.333	0	0	.000	1	3	4	4.0	5	1	3	0	0	0	6	3.0	
at Arizona State	02/19/11	*	37	3	5	.600	3	5	.600	2	2	1.000	3	1	4	4.0	3	0	3	1	0	2	11	3.3	
at Washington	02/27/11	*	28	2	5	.400	2	5	.400	1	2	.500	2	3	5	4.0	4	0	0	1	0	0	7	3.4	
USC	03/03/11	*	22	1	2	.500	1	2	.500	0	0	.000	0	2	2	4.0	4	0	3	1	0	0	3	3.4	
UCLA	03/05/11	*	33	4	10	.400	1	3	.333	0	0	.000	2	2	4	4.0	4	0	2	2	0	9	3.6		
vs Washington	03/10/11	*	18	0	3	.000	0	2	.000	0	0	.000	1	2	3	3.9	2	0	3	0	0	0	3	3.5	
LONG BEACH STATE	03/16/11	*	16	1	3	.333	1	3	.333	0	0	.000	1	6	7	4.0	2	0	0	3	0	2	3	3.5	
Totals			29	744	38	109	.349	26	86	.302	9	13	.692	24	105	129	4.0	110	8	43	29	9	20	11	3.5

## MISC. STATS

Category	Season	Career
Double-Figure Scoring	1	3
Double-Figure Rebounding	0	0
Double-Doubles	0	0
Triple-Doubles	0	0
Led WSU in Scoring	0	0
Led WSU in Rebounding	4	5
20+ Point Games	0	0
30+ Point Games	0	0

## CAREER STATISTICS

YEAR	GP	GS	MIN	AVG	3-POINT						REBOUNDS						AST	TO	BLK	STL	PTS	AVG				
					FGM	FGA	FG%	FGM	FGA	FG%	FTM	FTA	FT%	OFF	DEF	TOT							AVG	PF	DQ	
2008-09	21	0	132	6.3	7	39	.179	3	28	.107	0	-	0	.000	5	15	20	1.0	24	1	6	10	2	3	17	0.8
2009-10	28	21	328	11.7	24	61	.393	12	37	.324	11	-	13	.846	24	46	70	2.5	35	0	10	14	9	6	71	2.5
2010-11	32	29	744	23.3	38	109	.349	26	86	.302	9	-	13	.692	24	105	129	4.0	110	8	43	29	9	20	111	3.5
TOTAL	81	50	1204	14.9	69	209	.330	41	151	.272	20	-	26	.769	53	166	219	2.7	169	9	59	53	20	29	199	2.5



#40

# Charlie Enquist

Forward • 6-10 • 222 • Junior  
Edmonds, Wash. • Kings HS

## 2010-11 GAME-BY-GAME STATISTICS

Opponent	Date	GS	Min	FG	FGA	Pct	3FG	FGA	Pct	FT	FTA	Pct	Off	Def	Tot	Avg	PF	FO	ATO	Blk	Stl	Pts	Avg
SOUTHERN UNIVERSITY	11/13/10	9	0	0	.000	0	0	.000	0	0	.000	0	0	0	0	0.0	1	0	1	0	1	0	0.0
IDAHO	11/16/10	2	0	0	.000	0	0	.000	0	0	.000	0	0	0	0	0.0	1	0	0	0	1	0	0.0
vs Portland	11/23/10	5	0	1	.000	0	0	.000	0	2	.000	1	0	1	0.3	0	0	0	0	0	0	0	0.0
at Fresno State	11/26/10	14	0	0	.000	0	0	.000	0	0	.000	0	1	1	0.5	0	0	0	0	0	0	0	0.0
SACRAMENTO STATE	11/30/10	16	2	3	.667	0	0	.000	1	2	.500	2	3	5	1.4	3	0	0	0	1	1	5	1.0
KANSAS STATE	12/03/10	2	0	0	.000	0	0	.000	0	2	.000	0	0	0	1.2	1	0	0	0	0	0	0	0.8
GONZAGA	12/08/10	5	1	1	1.000	0	0	.000	0	0	.000	0	0	1	2	0	0	0	0	1	0	2	1.0
TEXAS-PAN AMERICAN	12/10/10	2	0	0	.000	0	0	.000	0	0	.000	0	0	0	0.9	0	0	0	0	0	0	0	0.9
at Santa Clara	12/19/10	--Did Not Play--																					
vs Mississippi State	12/22/10	4	0	1	.000	0	0	.000	0	0	.000	0	0	0	0.8	1	0	0	1	0	0	0	0.8
vs Baylor	12/23/10	--Did Not Play--																					
vs Butler	12/25/10	1	0	0	.000	0	0	.000	0	0	.000	0	0	0	0.7	0	0	0	0	0	0	0	0.7
at UCLA	12/29/10	1	0	0	.000	0	0	.000	0	0	.000	0	0	0	0.6	0	0	0	0	0	0	0	0.6
at USC	12/31/10	--Did Not Play--																					
OREGON STATE	01/06/11	--Did Not Play--																					
OREGON	01/08/11	3	0	1	.000	0	0	.000	0	0	.000	0	2	2	0.8	0	0	0	0	0	0	0	0.6
at California	01/13/11	2	0	0	.000	0	0	.000	0	0	.000	0	0	0	0.7	0	0	0	0	0	0	0	0.5
at Stanford	01/15/11	1	0	0	.000	0	0	.000	0	0	.000	0	0	0	0.6	0	0	0	0	0	0	0	0.5
ARIZONA STATE	01/20/11	1	0	0	.000	0	0	.000	0	0	.000	0	0	0	0.6	0	0	0	0	0	0	0	0.5
ARIZONA	01/22/11	--Did Not Play--																					
WASHINGTON	01/30/11	9	0	1	.000	0	0	.000	1	2	.500	2	1	3	0.8	0	0	0	0	0	1	0	0.5
at Oregon	02/03/11	5	0	0	.000	0	0	.000	0	0	.000	0	0	0	0.7	0	0	0	0	0	1	0	0.5
at Oregon State	02/05/11	--Did Not Play--																					
STANFORD	02/10/11	3	0	0	.000	0	0	.000	0	0	.000	0	0	0	0.7	0	0	0	0	0	0	0	0.4
CALIFORNIA	02/12/11	1	0	0	.000	0	0	.000	0	0	.000	0	0	0	0.6	1	0	0	0	0	0	0	0.4
at Arizona	02/17/11	--Did Not Play--																					
at Arizona State	02/19/11	--Did Not Play--																					
at Washington	02/27/11	2	0	0	.000	0	0	.000	0	0	.000	0	0	0	0.6	0	0	0	0	0	0	0	0.4
USC	03/03/11	4	0	0	.000	0	0	.000	0	0	.000	0	0	0	0.6	0	0	0	0	0	0	0	0.4
UCLA	03/05/11	--Did Not Play--																					
vs Washington	03/10/11	4	0	0	.000	0	0	.000	0	0	.000	0	0	0	0.5	1	0	0	0	0	0	0	0.4
LONG BEACH STATE	03/16/11	1	0	0	.000	0	0	.000	0	0	.000	0	1	1	0.6	0	0	0	0	0	0	0	0.3
Totals		0	97	3	8	.375	0	0	.000	2	8	.250	5	8	13	0.6	11	0	0	2	4	8	0.3

## ENQUIST'S CAREER/SEASON HIGHS

### Minutes

Career 23 vs. Air Force (Spokane), 12/12/09  
Season 16 vs. Sacramento State, 11/30/10  
Pac-10 13 vs. Stanford, 1/16/10

### Points

Career 6 (twice) vs. Miss. Valley State, 11/13/09  
Season 5 vs. Sacramento State, 11/30/10  
Pac-10 4 vs. Stanford, 1/16/10

### Field Goals Made

Career 3 vs. Idaho State, 12/2/08  
Season 2 vs. Sacramento State, 11/30/10  
Pac-10 2 vs. Stanford, 1/16/10

### Field Goal Attempts

Career 3 (twice) vs. Sacramento State, 11/30/10  
Season 3 vs. Sacramento State, 11/30/10  
Pac-10 2 vs. Stanford, 1/16/10

### 3-Pt Field Goals Made

Career None  
Season None  
Pac-10 None

### 3-Pt Field Goal Attempts

Career None  
Season None  
Pac-10 None

### Free Throws Made

Career 4 vs. Mississippi Valley State, 11/13/09  
Season 1 (twice) vs. Washington, 1/30/11  
Pac-10 2 at Washington, 1/30/10

### Free Throws Attempted

Career 4 vs. Mississippi Valley State, 11/13/09  
Season 2 (four times) vs. Washington, 1/30/11  
Pac-10 2 (twice) vs. Washington, 1/30/11

### Rebounds

Career 5 (3 times) vs. Sacramento State, 11/30/10  
Season 5 vs. Sacramento State, 11/30/10  
Pac-10 4 vs. Stanford, 1/16/10

### Assists

Career 2 vs. San Diego, 11/28/09  
Season 1 vs. Southern, 11/13/10  
Pac-10 None

### Blocks

Career 3 vs. Mississippi Valley State, 11/15/08  
Season 1 (twice) vs. Gonzaga, 12/8/10  
Pac-10 2 vs. Stanford, 1/16/10

### Steals

Career 1 (7 times) vs. Sacramento State, 11/30/10  
Season 1 vs. Sacramento State, 11/30/10  
Pac-10 1 at Oregon, 2/3/11

Most Recent Occurrences Noted

## MISC. STATS

Category	Season	Career
Double-Figure Scoring	0	0
Double-Figure Rebounding	0	0
Double-Doubles	0	0
Triple-Doubles	0	0
Led WSU in Scoring	0	0
Led WSU in Rebounding	0	1
20+ Point Games	0	0
30+ Point Games	0	0

## CAREER STATISTICS

YEAR	GP	GS	MIN	AVG	FGM	-FGA	FG%	3-POINT			FTM	-FTA	FT%	REBOUNDS				PF	DQ	AST	TO	BLK	STL	PTS	AVG
								FGM	FGA	FG%				OFF	DEF	TOT	AVG								
2008-09	11	0	53	4.8	5	- 10	.500	0	0	.000	1	- 3	.333	5	4	9	0.8	3	0	0	1	6	0	11	1.0
2009-10	17	1	165	9.7	8	- 14	.571	0	0	.000	10	- 11	.909	11	25	36	2.1	22	0	4	9	3	5	26	1.5
2010-11	23	0	97	4.2	3	- 8	.375	0	0	.000	2	- 8	.250	5	8	13	0.6	11	0	0	2	2	4	8	0.3
TOTAL	51	1	315	6.2	16	- 32	.500	0	0	.000	13	- 22	.591	21	37	58	1.1	36	0	4	12	11	9	45	0.9



#44

# Patrick Simon

Forward • 6-8 • 214 • Freshman  
Ephrata, Wash. • Ephrata HS



## 2010-11 GAME-BY-GAME STATISTICS

Opponent	Date	GS	Min	FG	FGA	Pct	3FG	FGA	Pct	FT	FTA	Pct	Off	Def	Tot	Avg	PF	FO	A TO	Blk	Stl	Pts	Avg
SOUTHERN UNIVERSITY	11/13/10	13	3	6	.500	2	4	.500	1	1	1.000	2	6	8	8.0	0	0	1	0	1	9	9.0	
IDAHO	11/16/10	13	5	7	.714	1	2	.500	1	2	.500	0	1	1	4.5	3	0	0	0	0	12	10.5	
vs Portland	11/23/10	13	2	4	.500	2	4	.500	0	0	.000	0	0	0	3.0	4	0	0	0	0	6	9.0	
at Fresno State	11/26/10	18	0	5	.000	0	4	.000	0	0	.000	0	4	4	3.3	2	0	1	1	0	0	6.8	
SACRAMENTO STATE	11/30/10	14	2	4	.500	1	3	.333	3	4	.750	2	4	6	3.8	1	0	0	0	0	8	7.0	
KANSAS STATE	12/03/10	8	1	4	.250	1	3	.333	0	0	.000	0	1	1	3.3	0	0	0	0	0	3	6.3	
GONZAGA	12/08/10	19	4	8	.500	3	5	.600	0	0	.000	1	1	2	3.1	1	0	1	0	0	11	7.0	
TEXAS-PAN AMERICAN	12/10/10	20	3	7	.429	2	5	.400	0	0	.000	0	1	1	2.9	2	0	1	0	0	8	7.1	
at Santa Clara	12/19/10	16	1	4	.250	0	1	.000	0	0	.000	1	1	2	2.8	1	0	0	2	0	2	6.6	
vs Mississippi State	12/22/10	12	0	2	.000	0	2	.000	0	0	.000	0	2	2	2.7	2	0	0	0	0	0	5.9	
vs Baylor	12/23/10	6	0	1	.000	0	1	.000	0	0	.000	0	1	1	2.5	2	0	0	0	0	0	5.4	
vs Butler	12/25/10	19	2	7	.286	1	5	.200	0	0	.000	0	4	4	2.7	0	0	1	0	0	5	5.3	
at UCLA	12/29/10	4	1	2	.500	0	1	.000	0	0	.000	0	0	0	2.5	2	0	0	0	0	2	5.1	
at USC	12/31/10	6	0	2	.000	0	1	.000	0	0	.000	0	1	1	2.4	0	0	0	0	0	0	4.7	
OREGON STATE	01/06/11	8	0	0	.000	0	0	.000	0	0	.000	0	1	1	2.3	0	0	0	0	0	0	4.4	
OREGON	01/08/11	11	1	2	.500	1	2	.500	2	2	1.000	0	2	2	2.3	0	0	0	0	1	0	5.4	
at California	01/13/11	11	3	5	.600	2	3	.667	0	0	.000	0	1	1	2.2	0	0	0	0	0	8	4.6	
at Stanford	01/15/11	6	1	3	.333	1	3	.333	0	0	.000	0	1	1	2.1	1	0	0	0	0	3	4.6	
ARIZONA STATE	01/20/11	10	1	2	.500	1	2	.500	1	2	.500	0	1	1	2.1	1	0	0	0	0	4	4.5	
ARIZONA	01/22/11	4	0	0	.000	0	0	.000	0	0	.000	0	0	0	2.0	0	0	0	0	0	0	4.3	
WASHINGTON	01/30/11	6	1	1	1.000	1	1	1.000	0	0	.000	0	1	1	1.9	0	0	0	0	0	3	4.2	
at Oregon	02/03/11	9	0	5	.000	0	5	.000	0	0	.000	0	0	0	1.8	0	0	0	0	0	0	4.0	
at Oregon State	02/05/11	11	2	6	.333	0	3	.000	0	0	.000	0	1	1	1.8	1	0	0	0	0	4	4.0	
STANFORD	02/10/11	--Did Not Play--																					
CALIFORNIA	02/12/11	1	0	0	.000	0	0	.000	0	0	.000	0	0	0	1.7	1	0	0	0	0	0	3.9	
at Arizona	02/17/11	2	0	1	.000	0	1	.000	0	0	.000	0	0	0	1.6	1	0	0	0	0	0	3.7	
at Arizona State	02/19/11	4	0	0	.000	0	0	.000	0	0	.000	0	0	0	1.6	1	0	0	0	0	0	3.6	
at Washington	02/27/11	--Did Not Play--																					
USC	03/03/11	3	0	0	.000	0	0	.000	0	0	.000	0	0	0	1.5	0	0	0	0	0	0	3.4	
UCLA	03/05/11	--Did Not Play--																					
vs Washington	03/10/11	--Did Not Play--																					
LONG BEACH STATE	03/16/11	3	0	0	.000	0	0	.000	0	0	.000	0	2	2	1.5	1	0	0	0	0	0	3.3	
Totals		0	270	33	88	.375	19	61	.311	8	11	.727	6	37	43	1.5	27	0	5	3	1	93	3.3

## SIMON'S CAREER/SEASON HIGHS

### Minutes

Career 20 vs. UTPA (Spokane), 12/10/10  
Season 20 vs. UTPA (Spokane), 12/10/10  
Pac-10 11 (three times) at Oregon State, 2/5/11

### Points

Career 12 vs. Idaho, 11/16/10  
Season 12 vs. Idaho, 11/16/10  
Pac-10 8 at California, 1/13/11

### Field Goals Made

Career 5 vs. Idaho, 11/16/10  
Season 5 vs. Idaho, 11/16/10  
Pac-10 3 at California, 1/13/11

### Field Goal Attempts

Career 8 vs. Gonzaga, 12/8/10  
Season 8 vs. Gonzaga, 12/8/10  
Pac-10 6 at Oregon State, 2/5/11

### 3-Pt Field Goals Made

Career 3 vs. Gonzaga, 12/8/10  
Season 3 vs. Gonzaga, 12/8/10  
Pac-10 2 at California, 1/13/11

### 3-Pt Field Goal Attempts

Career 5 (3 times) vs. Butler (Honolulu), 12/25/10  
Season 5 (3 times) vs. Butler (Honolulu), 12/25/10  
Pac-10 5 at Oregon, 2/3/11

### Free Throws Made

Career 3 vs. Sacramento State, 11/30/10  
Season 3 vs. Sacramento State, 11/30/10  
Pac-10 2 vs. Oregon, 1/8/11

### Free Throws Attempted

Career 4 vs. Sacramento State, 11/30/10  
Season 4 vs. Sacramento State, 11/30/10  
Pac-10 2 vs. Oregon, 1/8/11

### Rebounds

Career 8 vs. Southern, 11/13/10  
Season 8 vs. Southern, 11/13/10  
Pac-10 2 vs. Oregon, 1/8/11

### Assists

Career 1 (6 times) vs. Butler (Honolulu), 12/25/10  
Season 1 (6 times) vs. Butler (Honolulu), 12/25/10  
Pac-10 None

### Blocks

Career 1 vs. Oregon, 1/8/11  
Season 1 vs. Oregon, 1/8/11  
Pac-10 1 vs. Oregon, 1/8/11

### Steals

Career 1 vs. Southern, 11/13/10  
Season 1 vs. Southern, 11/13/10  
Pac-10 None

Most Recent Occurrences Noted

## MISC. STATS

Category	Season	Career
Double-Figure Scoring	2	2
Double-Figure Rebounding	0	0
Double-Doubles	0	0
Triple-Doubles	0	0
Led WSU in Scoring	0	0
Led WSU in Rebounding	1	1
20+ Point Games	0	0
30+Point Games	0	0

## CAREER STATISTICS

YEAR	GP	GS	MIN	AVG	FGM - FGA	FG%	3-POINT			FTM - FTA	FT%	REBOUNDS				PF	DQ	AST	TO	BLK	STL	PTS	AVG
							FGM	FGA	FG%			OFF	DEF	TOT	Avg								
2010-11	28	0	270	9.6	33 - 88	.375	19	61	.311	8 - 11	.727	6	37	43	1.5	27	0	5	3	1	1	93	3.3
TOTAL	28	0	270	9.6	33 - 88	.375	19	61	.311	8 - 11	.727	6	37	43	1.5	27	0	5	3	1	1	93	3.3





## THE LAST TIME...

### SCORING

Less than 40 points	37 vs. Stanford at Pullman, 2/25/06
40-49 points	43 vs. Oregon at Eugene, 2/3/11
90-99 points	93 vs. Portland State at Kennewick, 12/19/09
100+ points (regulation)	102 vs. Centenary at Pullman, 3/2/02
100+ points	110 vs. Gonzaga at Pullman, 12/7/02

### OPPONENT SCORING

Less than 40 points	36 Sacramento State at Pullman, 11/30/10
40-49 points	47 USC at Pullman, 2/20/10
90-99 points	92 Washington at Seattle, 1/30/10
100+ points (regulation)	115 Oregon at Eugene, 2/21/02
100+ points	110 Gonzaga at Pullman, 12/7/02

### FIELD GOAL PERCENTAGE

Less than .200 shooting	UNKNOWN
.200-.299 shooting	.259 (14-54) vs. Oregon at Eugene, 2/3/11
.300-.399 shooting	.396 (21-53) vs. Washington at Seattle, 2/27/11
.300-.399 shooting and won	.396 (21-53) vs. Washington at Seattle, 2/27/11
.600 shooting or higher	.635 (33-52) vs. Portland State at Kennewick, 12/19/09

### OPPONENT FIELD GOAL PERCENTAGE

Less than .200 shooting	.167 (9-54) Miss. Valley St. at Pullman, 11/15/08
.200-.299 shooting	.260 (13-50) Oregon at Los Angeles, 3/12/09
.300-.399 shooting	.337 (26-69) Long Beach State at Pullman, 3/16/11
.300-.399 shooting and won	.389 (21-54) vs. UCLA at Pullman, 3/5/11
.600 shooting or higher	.638 (30-47) Oklahoma State at Stillwater, 12/4/04

### BASKETS MADE

40+ field goals made	(40-63) vs. UCLA at Pullman, 1/4/03
10+ 3-point field goals made	(10-23) vs. Washington at Los Angeles, 3/10/11
15+ 3-point field goals made (15-29) vs. Sacramento State at Pullman, 11/21/08	
Did not make a 3-pointer	(0-6) vs. Oregon at Los Angeles, 3/12/09
Made 30+ free throws	(32-36) vs. Washington at Seattle, 2/27/11
Attempted 45+ free throws	(37-47) vs. Arizona State at Pullman, 1/13/01
Attempted less than five free throws	(1-1) vs. California at Berkeley, 2/7/09
Attempted 5-10 free throws	(6-7) vs. USC at Los Angeles, 12/31/10
Attempted 11-15 free throws	(8-14) vs. UCLA at Pullman, 3/5/11
Attempted zero free throws in a half	vs. Arizona State at Pullman (first half), 2/28/09

### OPPONENT BASKETS MADE

40+ field goals made	(40-76) Arizona at Tucson, 2/3/96
10+ 3-point field goals made	(11-28) Washington at Los Angeles, 3/10/11
15+ 3-point field goals made	(16-26) Oregon at Eugene, 2/21/06
Did not make a 3-pointer	(0-15) Mississippi Valley State at Spokane, 11/24/07
Made 30+ free throws	(33-36) Santa Clara at Santa Clara, 12/19/10
Attempted 45+ free throws	(32-47) Colorado State at Fort Collins, 12/14/02
Attempted less than five free throws	(3-4) Sacramento St. at Pullman, 11/21/08
Attempted 5-10 free throws	(5-9) Oregon at Pullman, 1/6/11
Attempted 11-15 free throws	(10-14) Washington at Los Angeles, 3/10/11
Attempted zero free throws in a half	California at Pullman (first half), 1/14/10

### REBOUNDS

Less than 10 rebounds	UNKNOWN
10-20 rebounds	20 (2 off/18 def) vs. California at Berkeley, 2/7/09
50+ rebounds	50 (15 off/35 def) vs. Southern at Pullman, 11/13/10
20+ rebound margin	+27 (50/23) vs. Southern at Pullman, 11/13/10

### OPPONENT REBOUNDS

Less than 10 rebounds	7 Princeton at East Lansing, Mich., 12/29/92
10-20 rebounds	20 (5 off/15 def) Montana State at Seattle, 12/13/08
50+ rebounds	52 (16 off/ 36 def) Washington at Seattle, 1/30/10
20+ rebound margin	+20 (47/27) Arizona at Spokane, 12/29/05

### STEALS

10-15 steals	13 vs. Washington at Pullman, 1/30/11
More than 15 steals	16 vs. Wyoming at Pullman, 11/30/05

### OPPONENT STEALS

10-15 steals	11 Oregon State at Pullman, 2/5/11
More than 15 steals	15 Southern at Pullman, 12/4/99

### ASSISTS

20-25 assists	20 vs. Arizona at Pullman, 1/22/11
More than 25 assists	27 vs. UC Riverside at Pullman, 11/19/05

### OPPONENT ASSISTS

20-25 assists	20 Washington at Los Angeles, 3/10/11
More than 25 assists	30 Arizona at Tucson, 2/1/01

### TURNOVERS

Less than 5 turnovers	4 vs. Stanford at Pullman, 2/2/08
5-10 turnovers	9 vs. USC at Pullman, 3/3/11
25-30 turnovers	25 vs. Kansas State at Manhattan, Kan., 12/5/09
31-35 turnovers	31 vs. UCLA at Los Angeles, 2/25/99
35 or more turnovers	37 vs. USC at Pullman, 1/10/65

### OPPONENT TURNOVERS

Less than 5 turnovers	4 Oregon State at Pullman, 2/14/09
5-10 turnovers	10 Washington at Los Angeles, 3/10/11
25-30 turnovers	25 Gonzaga at Spokane, 12/8/10
31-35 turnovers	32 Prairie View A&M at Pullman, 11/24/01
35 or more turnovers	35 Central Connecticut State, 11/22/91

### BLOCKED SHOTS

10+ blocked shots	11 vs. Portland at Seattle, 11/23/10
-------------------	--------------------------------------

### OPPONENT BLOCKED SHOTS

10+ blocked shots	11 Arizona at Tucson, 11/13/00
-------------------	--------------------------------

### FREE THROW PERCENTAGE

Less than .500	.481 (9-19) vs. Stanford at Pullman, 2/10/11
.900-.999	.923 (12-13) vs. California at Berkeley, 1/16/11
1.000	1.000 (1-1) vs. California at Berkeley, 2/7/09

### OPPONENT FREE THROW PERCENTAGE

Less than .500	.412 (11-23) Oregon State at Corvallis, 2/5/11
.900-.999	.933 (14-15) UCLA at Pullman, 3/5/11
1.000	1.000 (10-10) Oregon at Los Angeles, 3/10/10

### MARGIN OF VICTORY

1-point	82-81 vs. UCLA at Los Angeles, 2/21/09
2-points	78-76 vs. Arizona at Tucson, 1/8/10
20-30 points	26 (83-57) vs. Mississippi State at Honolulu, 12/22/10
Back-to-back 20+ points	22 (81-59) vs. Gonzaga at Spokane, 12/8/10
	22 (74-52) vs. UTPA at Spokane, 12/10/10
31-40 points	39 (86-47) vs. Southern at Pullman, 11/13/10
41-50 points	48 (84-36) vs. Sacramento State at Pullman, 11/30/10
50+ points	51 (76-25) vs. Mississippi Valley State at Pullman, 11/15/08
30+ halftime lead	30 (47-17) vs. Sacramento State at Pullman, 11/30/10
Single-overtime win	vs Santa Clara at Santa Clara, 12/19/10
Double-overtime win	vs. Washington at Pullman, 3/8/08 (76-73)
Triple-overtime win	vs. UCLA at Pullman, 1/2/82 (57-51)

### OPPONENT MARGIN OF VICTORY

1-point	57-56 (OT) Arizona at Pullman, 2/24/05
2-points	89-87 Washington at Los Angeles, 3/10/11
20-30 points	26 (69-43) vs. Oregon at Eugene, 2/3/11
Back-to-back 20+ points	38 (96-58) Gonzaga at Spokane, 12/28/03
	22 (73-51) Stanford at Stanford, 1/2/04

31-40 points	
40+ points	52 (81-29) Oklahoma State at Stillwater, 12/4/04
30+ halftime lead	30 (21-51) Arizona State at Tempe, 2/7/02
Single-overtime win	UCLA at Pullman, 3/5/11 (58-54)
Double-overtime win	Oregon at Pullman, 12/31/09 (91-89)
Triple-overtime win	Oregon at Pullman, 1/14/99 (87-83)



## 2010-11 STATISTICS • ALL GAMES

RECORD:	OVERALL	HOME	AWAY	NEUTRAL
ALL GAMES	20-12	12-4	5-6	3-2
CONFERENCE	9-9	6-3	3-6	0-0
NON-CONFERENCE	11-3	6-1	2-0	3-2

#	Player	GP	GS	Min	Avg	TOTAL		3-PTS				REBOUNDS														
						FGA	Pct	3FG	FGA	Pct	FT	FTA	Pct	Off	Def	Tot	Avg	PF	FO	A	TO	Blk	Stl	Pts	Avg	
01	Thompson, Klay	31	30	1075	34.7	227	508	.447	95	226	.420	140	169	.828	25	136	161	5.2	92	1	120	110	31	54	689	22.2
11	Aden, Faisal	30	9	778	25.9	152	357	.426	50	148	.338	44	57	.772	25	77	102	3.4	44	0	41	66	7	42	398	13.3
23	Casto, DeAngelo	30	27	859	28.6	145	244	.594	0	0	.000	74	122	.607	63	143	206	6.9	95	3	31	66	51	30	364	12.1
03	Moore, Reggie	25	23	815	32.6	64	177	.362	27	73	.370	78	104	.750	14	62	76	3.0	44	1	89	52	1	22	233	9.3
12	Motum, Brock	32	9	596	18.6	93	155	.600	8	25	.320	39	60	.650	38	58	96	3.0	49	2	29	37	3	11	233	7.3
00	Capers, Marcus	32	32	932	29.1	68	127	.535	1	8	.125	53	80	.663	47	95	142	4.4	72	2	62	33	14	26	190	5.9
31	Lodwick, Abe	32	29	744	23.3	38	109	.349	26	86	.302	9	13	.692	24	105	129	4.0	110	8	43	29	9	20	111	3.5
44	Simon, Patrick	28	0	270	9.6	33	88	.375	19	61	.311	8	11	.727	6	37	43	1.5	27	0	5	3	1	1	93	3.3
13	Bjornstad, Steven	3	0	9	3.0	2	2	1.000	0	0	.000	0	2	.000	1	1	2	0.7	0	0	0	1	0	0	4	1.3
22	Loewen, Ben	11	1	56	5.1	4	12	.333	2	5	.400	0	0	.000	1	1	2	0.2	5	0	2	1	0	1	10	0.9
05	Dilorio, Will	19	0	82	4.3	5	12	.417	0	1	.000	7	12	.583	6	12	18	0.9	9	0	7	5	0	5	17	0.9
25	Winston, Jr., Dre'	24	0	154	6.4	6	18	.333	0	0	.000	1	7	.143	2	12	14	0.6	10	0	8	9	0	6	13	0.5
40	Enquist, Charlie	23	0	97	4.2	3	8	.375	0	0	.000	2	8	.250	5	8	13	0.6	11	0	0	2	2	4	8	0.3
15	McNamara, Chris	4	0	8	2.0	0	1	.000	0	0	.000	0	0	.000	0	1	1	0.3	2	0	1	0	0	0	0	0.0
TM	TEAM.....														48	55	103	3.2	0			4			0	
	Total.....	32				840	1818	.462	228	633	.360	455	645	.705	305	803	1108	34.6	570	17	438	418	119	222	2363	73.8
	Opponents.....	32				735	1852	.397	235	735	.320	449	627	.716	397	757	1154	36.1	597	-	427	476	90	206	2154	67.3

SCORE BY PERIODS:	1st	2nd	OT	Total	DEADBALL REBOUNDS:	OFF	DEF	TOTAL
Washington State	1097	1239	27	2363	Washington State	97	20	117
Opponents	972	1150	32	2154	Opponents	77	9	86

## 2010-11 STATISTICS • PAC-10 GAMES

RECORD:	OVERALL	HOME	AWAY	NEUTRAL
ALL GAMES	9-9	6-3	3-6	0-0
CONFERENCE	9-9	6-3	3-6	0-0
NON-CONFERENCE	0-0	0-0	0-0	0-0

##	Player					TOTAL		3-PTS				REBOUNDS																			
		GP	GS	Min	Avg	FG	FGA	Pct	3FG	FGA	Pct	FT	FTA	Pct	Off	Def	Tot	Avg	PF	FO	A	TO	Blk	Stl	Pts	Avg					
01	Thompson, Klay	17	16	606	35.6	117	286	.409	51	125	.408	68	80	.850	19	79	98	5.8	54	1	63	66	21	25	353	20.8					
23	Casto, DeAngelo	18	17	555	30.8	99	158	.627	0	0	.000	46	77	.597	39	93	132	7.3	56	3	18	33	24	18	244	13.6					
11	Aden, Faisal	16	2	402	25.1	60	174	.345	19	77	.247	30	38	.789	13	38	51	3.2	21	0	24	37	3	21	169	10.6					
03	Moore, Reggie	16	16	536	33.5	44	133	.331	17	55	.309	56	73	.767	11	43	54	3.4	29	0	53	30	1	13	161	10.1					
12	Motum, Brock	18	5	316	17.6	44	75	.587	3	13	.231	24	33	.727	16	32	48	2.7	21	1	16	23	1	4	115	6.4					
00	Capers, Marcus	18	18	523	29.1	35	68	.515	0	3	.000	36	49	.735	23	47	70	3.9	40	2	25	23	7	15	106	5.9					
31	Lodwick, Abe	18	15	464	25.8	25	63	.397	17	48	.354	8	10	.800	15	58	73	4.1	70	5	25	19	6	10	75	4.2					
44	Simon, Patrick	15	0	96	6.4	10	29	.345	6	22	.273	3	4	.750	0	9	9	0.6	8	0	0	0	1	0	29	1.9					
05	Dilorio, Will	10	0	51	5.1	1	5	.200	0	1	.000	0	2	.000	2	8	10	1.0	6	0	6	3	0	2	2	0.2					
25	Winston, Jr., Dre'	13	0	42	3.2	1	3	.333	0	0	.000	0	2	.000	0	4	4	0.3	2	0	2	7	0	3	2	0.2					
40	Enquist, Charlie	11	0	32	2.9	0	2	.000	0	0	.000	1	2	.500	2	3	5	0.5	1	0	0	0	0	1	1	0.1					
22	Loewen, Ben	4	1	26	6.5	0	3	.000	0	1	.000	0	0	.000	0	0	0	0.0	3	0	1	0	0	0	0	0.0					
13	Bjornstad, Steven	1	0	1	1.0	0	0	.000	0	0	.000	0	0	.000	0	0	0	0.0	0	0	0	0	0	0	0	0.0					
TM TEAM.....																30	29	59	3.3	0		2			0						
Total.....		18				436	999	.436	113	345	.328	272	370	.735	170	443	613	34.1	311	12	233	243	64	112	1257	69.8					
Opponents.....		18				429	1050	.409	137	389	.352	254	346	.734	222	433	655	36.4	334	-	258	247	53	121	1249	69.4					

SCORE BY PERIODS:	1st	2nd	OT	Total	DEADBALL REBOUNDS:	OFF	DEF	TOTAL
Washington State	578	666	13	1257	Washington State	54	10	64
Opponents	562	663	24	1249	Opponents	42	2	44



## 2010-11 RESULTS

DATE	TIME	OPPONENT	W/L	SCORE	ATTEND	OVERALL	PAC-10	HIGH POINTS	HIGH REBOUNDS
11/13/10	5 p.m.	SOUTHERN UNIVERSITY	W	86-47	6173	1-0	0-0	(18)Aden, Faisal	(15)Capers, Marcus
11/16/10	7 p.m.	IDAHO	W	88-71	6024	2-0	0-0	(26)Aden, Faisal	(5)Lodwick, Abe
11/23/10	7:30 p.m.	vs Portland	W	84-68	8441	3-0	0-0	(35)Thompson, Klay	(7)Casto, DeAngelo
11/26/10	7:07 p.m.	at Fresno State	W	66-55	7158	4-0	0-0	(28)Aden, Faisal	(8)Capers, Marcus
11/30/10	7 p.m.	SACRAMENTO STATE	W	84-36	5099	5-0	0-0	(16)Thompson, Klay	(6)Simon, Patrick
12/03/10	8 p.m.	No. 5 KANSAS STATE	L	58-63	11671	5-1	0-0	(16)Thompson, Klay	(7)Casto, DeAngelo
12/08/10	8 p.m.	GONZAGA	W	81-59	10177	6-1	0-0	(24)Thompson, Klay	(6)Thompson, Klay
12/10/10	7 p.m.	TEXAS-PAN AMERICAN	W	74-52	4382	7-1	0-0	(20)Aden, Faisal	(7)Casto, DeAngelo
12/19/10	7 p.m.	at Santa Clara	Wot	85-79	1897	8-1	0-0	(23)Thompson, Klay	(10)Casto, DeAngelo
12/22/10	10 a.m.	vs Mississippi State	W	83-57	7391	9-1	0-0	(28)Thompson, Klay	(7)Aden, Faisal
12/23/10	1:30 p.m.	vs No. 15 Baylor	W	77-71	7179	10-1	0-0	(20)Thompson, Klay	(8)Lodwick, Abe
12/25/10	4:30 p.m.	vs Butler	L	68-84	6367	10-2	0-0	(31)Thompson, Klay	(5)Thompson, Klay
12/29/10	8 p.m.	*at UCLA	L	71-80	7934	10-3	0-1	(26)Thompson, Klay	(7)Moore, Reggie (7)Lodwick, Abe
12/31/10	3 p.m.	*at USC	L	56-60	3581	10-4	0-2	(18)Casto, DeAngelo	(10)Thompson, Klay
01/06/11	7 p.m.	*OREGON STATE	W	84-70	5849	11-4	1-2	(29)Thompson, Klay	(10)Thompson, Klay
01/08/11	7:30 p.m.	*OREGON	W	77-63	6690	12-4	2-2	(16)Thompson, Klay	(9)Capers, Marcus
01/13/11	7:30 p.m.	*at California	Lot	81-88	6903	12-5	2-3	(36)Thompson, Klay	(11)Casto, DeAngelo
01/15/11	5 p.m.	*at Stanford	W	61-58	5803	13-5	3-3	(21)Thompson, Klay	(8)Lodwick, Abe (8)Thompson, Klay
01/20/11	7 p.m.	*ARIZONA STATE	W	78-61	7157	14-5	4-3	(25)Casto, DeAngelo	(8)Thompson, Klay
01/22/11	7:35 p.m.	*ARIZONA	L	63-65	8850	14-6	4-4	(17)Casto, DeAngelo	(8)Thompson, Klay
01/30/11	7 p.m.	*WASHINGTON	W	87-80	10579	15-6	5-4	(25)Thompson, Klay	(8)Casto, DeAngelo
02/03/11	6:06 p.m.	*at Oregon	L	43-69	10017	15-7	5-5	(12)Thompson, Klay	(7)Casto, DeAngelo
02/05/11	5 p.m.	*at Oregon State	W	61-55	7376	16-7	6-5	(14)Moore, Reggie	(10)Casto, DeAngelo
02/10/11	7 p.m.	*STANFORD	L	62-75	6517	16-8	6-6	(22)Casto, DeAngelo	(7)Thompson, Klay
02/12/11	3 p.m.	*CALIFORNIA	W	75-71	7640	17-8	7-6	(19)Motum, Brock	(5)Moore, Reggie (5)Motum, Brock (5)Casto, DeAngelo
02/17/11	6:30 p.m.	*at Arizona	L	70-79	14456	17-9	7-7	(30)Thompson, Klay	(6)Casto, DeAngelo (6)Motum, Brock
02/19/11	12 p.m.	*at Arizona State	L	69-71	5153	17-10	7-8	(28)Thompson, Klay	(10)Casto, DeAngelo
02/27/11	7 p.m.	*at Washington	W	80-69	10000	18-10	8-8	(26)Thompson, Klay	(13)Casto, DeAngelo
03/03/11	7:05 p.m.	*USC	W	85-77	7126	19-10	9-8	(24)Casto, DeAngelo	(10)Casto, DeAngelo
03/05/11	2:30 p.m.	*UCLA	Lot	54-58	9317	19-11	9-9	(15)Motum, Brock	(5)Aden, Faisal (5)Capers, Marcus
03/10/11	8:45 p.m.	vs Washington	L	87-89	12191	19-12	9-9	(43)Thompson, Klay	(9)Casto, DeAngelo
03/16/11	7:05 p.m.	%LONG BEACH STATE	W	85-74	4213	20-12	9-9	(25)Thompson, Klay	(7)Lodwick, Abe (7)Thompson, Klay (7)Casto, DeAngelo

\* - Conference game

### ATTENDANCE SUMMARY

	GAMES	TOTALS	AVG/GAME
HOME	16	117464	7342
AWAY	11	80278	7298
NEUTRAL	5	41569	8314
TOTAL	32	239311	7478



# 2010-11 SEASON HIGHLIGHTS

Opponent	Result	Notes
SOUTHERN (11/13)	W, 86-47	Faisal Aden scored a game-high 18 in his debut...Marcus Capers grabbed a career-high 15 rebounds.
IDAHO (11/16)	W, 88-71	Klay Thompson had a career-high nine assists...Patrick Simon scored 12 points in 13 minutes.
vs. Portland (11/23)	W, 84-68	Klay Thompson scored 35 points, his most since putting up 43 against San Diego (11/28/09).
at Fresno State (11/26)	W, 66-55	Faisal Aden scored a career-high 28 points on 6-for-12 from beyond the 3-point arc.
SACRAMENTO STATE (11/30)	W, 84-36	The Cougars opened the game with a 27-0 run...11 of the 12 players to see action scored.
NO. 5 KANSAS STATE (12/3)	L, 63-58	Reggie Moore made his first appearance for the Cougars this season (wrist)...scored 10 points.
GONZAGA (12/8)	W, 81-59	WSU's 22-point margin of victory marked is greatest over Gonzaga since Dec. 1, 1982 (22 points).
TEXAS-PAN AMERICAN (12/10)	W, 74-52	Washington State's back-to-back 20-plus point victories mark its first since the 2008 nonconference season.
at Santa Clara (12/19)	W, 85-79 (OT)	WSU played its first overtime game of the season...moved to 2-2 in OT under Bone.
vs. Mississippi State (12/22)	W, 83-57	The Cougars allowed just 17 second-half points by the Bulldogs.
vs. No. 15 Baylor (12/23)	W, 77-71	Washington State got its first win over a ranked opponent since February of 2009 (vs. No. 14 Arizona State)
vs. Butler (12/25)	L, 68-84	Klay Thompson has now appeared on the all-tournament team in all three tournaments he's played.
at UCLA (12/29)	L, 71-80	Reggie Moore grabbed a career-high seven rebounds, six of them in the first half.
at USC (12/31)	L, 56-60	Klay Thompson had the second double-double of his career with 17 points and 10 rebounds.
OREGON STATE (1/6)	W, 84-70	Klay Thompson had his second-consecutive double-double with 29 points and 10 rebounds.
OREGON (1/8)	W, 77-63	Reggie Moore tied his season high with 15 points...he scored all 15 in the first half.
at California (1/13)	L, 88-81 (OT)	Klay Thompson scored a season-high 36 points, the most by a Pac-10 player this season.
at Stanford (1/15)	W, 61-58	Washington State won its first game at Stanford since 2005.
ARIZONA STATE (1/20)	W, 78-61	DeAngelo Casto scored a career-high 25 points, his first game of 20-plus points in his career.
ARIZONA (1/22)	L, 65-63	Klay Thompson moved into sole possession of fifth on WSU's all-time scoring list.
WASHINGTON (1/30)	W, 87-80	WSU snapped a four-game losing streak to UW...Reggie Moore had a season-high 18 points.
at Oregon (2/3)	L, 69-43	Klay Thompson moved into fourth place on WSU's all-time scoring list, passing Mark Hendrickson.
at Oregon State (2/5)	W, 61-55	DeAngelo Casto had his third double-double of the season and 10th of his career, 11 points & 10 rebounds.
STANFORD (2/10)	L, 75-62	DeAngelo Casto reached 20 points for the second time in both his career and the season with 22.
CALIFORNIA (2/12)	W, 75-71	Brock Motum scored a career-high 19 points...all five Cougs to score were in double figures.
at Arizona (2/17)	L, 79-70	Klay Thompson scored 30 points and passed Don Collins to become WSU's third all-time leading scorer.
at Arizona State (2/19)	L, 71-69	Freshman walk-on Will Dilorio played a career-high 20 minutes, drawing three charges.
at Washington (2/27)	W, 80-69	WSU swept the season series for the first time since 2007-08...Casto had fifth double-double of season.
USC (3/3)	W, 85-77	DeAngelo Casto had his third-consecutive double-double and sixth of season, 13th of career.
UCLA (3/5)	L, 58-54 (OT)	Ben Loewen got his first career start on 'Senior Day' and played a career-high 21 minutes.
vs. Washington (3/10)	L, 89-87	Klay Thompson set a Pac-10 Tournament record with 43 points...set single-season WSU scoring record.
LONG BEACH STATE (3/16)	W, 85-74	WSU improved to 5-4 in the NIT and has now won all four of its NIT home games.





## 2010-11 GAME-BY-GAME COMPARISON

Opponent	1st	2nd	Score	Mar	Total FG	FG Pct	3-Pointers	3FG Pct	Free Throws	FT Pct	Rbds	Mar	Assist	TOver	Block	Steal	Fouls
SOUTHERN UNIVERSITY	41/18	45/29	86-47	+39	32-61/18-59	.525/.305	6-21/4-27	.286/.148	16-21/7-14	.762/.500	50/23	+27	12/12	15/15	1/2	9/6	16/18
IDAHO	43/38	45/33	88-71	+17	34-59/25-53	.576/.472	6-18/7-18	.333/.389	14-18/14-18	.778/.778	26/31	(5)	21/13	12/19	6/1	9/5	20/20
Portland	48/36	36/32	84-68	+16	30-51/23-65	.588/.354	11-21/10-27	.524/.370	13-19/12-15	.684/.800	30/36	(6)	12/14	15/11	11/4	5/7	18/18
Fresno State	31/32	35/23	66-55	+11	26-56/19-56	.464/.339	9-25/7-33	.360/.212	5-10/10-18	.500/.556	34/41	(7)	13/10	10/15	0/5	6/6	16/14
SACRAMENTO STATE	47/17	37/19	84-36	+48	33-63/15-47	.524/.319	8-20/1-15	.400/.067	10-21/5-14	.476/.357	42/31	+11	20/7	8/22	2/1	13/5	18/19
KANSAS STATE	22/30	36/33	58-63	(5)	21-57/23-58	.368/.397	3-16/7-22	.188/.318	13-23/10-19	.565/.526	33/45	(12)	8/11	15/21	4/7	9/10	18/20
GONZAGA	30/24	51/35	81-59	+22	30-60/19-48	.500/.396	11-21/4-18	.524/.222	10-17/17-21	.588/.810	28/39	(11)	21/17	10/25	3/3	14/4	21/19
TEXAS-PAN AMERICAN	36/24	38/28	74-52	+22	30-60/17-50	.500/.340	10-22/5-20	.455/.250	4-8/13-21	.500/.619	34/35	(1)	17/10	10/15	5/1	4/4	18/14
Santa Clara	29/35	42/36	85-79	+6	26-61/18-59	.426/.305	5-17/10-31	.294/.323	28-37/33-36	.757/.917	41/42	(1)	15/11	14/17	6/6	7/10	24/28
Mississippi State	39/40	44/17	83-57	+26	31-62/19-55	.500/.345	12-24/8-28	.500/.286	9-16/11-16	.563/.688	42/29	+13	10/10	12/21	2/2	11/4	18/15
Baylor	39/26	38/45	77-71	+6	28-49/22-60	.571/.367	9-18/4-22	.500/.182	12-18/23-29	.667/.793	26/40	(14)	15/6	13/12	2/2	9/5	21/19
Butler	38/40	30/44	68-84	(16)	24-59/28-56	.407/.500	7-24/11-27	.292/.407	13-18/17-24	.722/.708	32/37	(5)	10/16	9/11	2/0	3/3	20/22
UCLA	37/29	34/51	71-80	(9)	25-56/29-58	.446/.500	3-8/6-18	.375/.333	18-21/16-24	.857/.667	35/32	+3	12/20	15/15	5/5	5/10	21/19
USC	22/26	34/34	56-60	(4)	22-60/21-51	.367/.412	6-17/7-19	.353/.368	6-7/11-17	.857/.647	30/36	(6)	5/10	8/9	3/1	4/4	11/11
OREGON STATE	42/30	42/40	84-70	+14	26-51/23-68	.510/.338	11-29/7-21	.379/.333	21-26/17-24	.808/.708	39/37	+2	18/12	19/15	6/0	9/12	20/20
OREGON	39/26	38/37	77-63	+14	24-55/24-71	.436/.338	11-26/10-32	.423/.313	18-21/5-9	.857/.556	47/35	+12	16/11	18/11	7/2	4/9	16/18
California	32/42	42/32	81-88	(7)	29-63/31-60	.460/.517	11-24/5-11	.458/.455	12-13/21-25	.923/.840	28/37	(9)	12/22	14/15	1/1	4/3	19/14
Stanford	23/32	38/26	61-58	+3	23-56/21-61	.411/.344	4-18/8-25	.222/.320	11-14/8-11	.786/.727	36/41	(5)	9/13	11/12	4/1	7/6	15/16
ARIZONA STATE	41/31	37/30	78-61	+17	30-58/20-61	.517/.328	9-20/10-29	.450/.345	9-15/11-16	.600/.688	41/34	+7	19/12	11/9	8/3	6/6	11/14
ARIZONA	31/32	32/33	63-65	(2)	25-55/21-57	.455/.368	4-20/11-18	.200/.611	9-17/12-19	.529/.632	30/40	(10)	20/14	11/16	8/1	7/6	19/19
WASHINGTON	45/43	42/37	87-80	+7	30-62/23-62	.484/.371	8-17/11-31	.471/.355	19-30/23-29	.633/.793	32/46	(14)	18/12	12/24	3/5	13/8	21/26
Oregon	23/33	20/36	43-69	(26)	14-54/24-56	.259/.429	4-25/9-23	.160/.391	11-13/12-14	.846/.857	30/39	(9)	8/17	15/12	2/2	4/9	16/17
Oregon State	32/27	29/28	61-55	+6	20-48/21-51	.417/.412	3-15/2-17	.200/.118	18-23/11-23	.783/.478	42/30	+12	10/10	20/12	2/6	5/11	21/20
STANFORD	28/45	34/30	62-75	(13)	25-52/25-50	.481/.500	3-18/9-16	.167/.563	9-19/16-19	.474/.842	28/31	(3)	14/20	12/11	2/2	5/5	15/17
CALIFORNIA	25/23	50/48	75-71	+4	23-54/25-61	.426/.410	6-24/8-21	.250/.381	23-31/13-17	.742/.765	34/40	(6)	9/14	14/15	4/3	9/6	18/20
Arizona	33/41	37/38	70-79	(9)	26-60/25-52	.433/.481	7-19/5-17	.368/.294	11-15/24-26	.733/.923	28/35	(7)	12/17	12/12	1/5	5/5	19/15
Arizona State	28/40	41/31	69-71	(2)	23-57/24-47	.404/.511	9-21/9-24	.429/.375	14-25/14-18	.560/.778	33/31	+2	15/16	15/18	2/3	8/9	19/24
Washington	24/17	56/52	80-69	+11	21-53/23-68	.396/.338	6-21/8-27	.286/.296	32-36/15-24	.889/.625	36/44	(8)	9/13	14/16	1/4	5/5	21/27
USC	41/26	44/51	85-77	+8	29-53/28-62	.547/.452	4-10/10-23	.400/.435	23-30/11-16	.767/.688	35/29	+6	12/12	9/11	3/2	7/3	15/24
UCLA	32/19	16/29	54-58	(4)	21-52/21-54	.404/.389	4-13/2-17	.308/.118	8-14/14-15	.571/.933	29/38	(9)	15/13	13/14	2/7	5/4	14/13
Washington	40/32	47/57	87-89	(2)	30-63/34-67	.476/.507	10-23/11-28	.435/.393	17-23/10-14	.739/.714	36/33	+3	14/20	13/10	3/1	5/8	14/18
LONG BEACH STATE	36/18	49/56	85-74	+11	29-58/26-69	.500/.377	8-18/9-30	.444/.300	19-26/13-22	.731/.591	41/37	+4	17/12	19/15	8/2	6/8	17/19

Note: Game totals are displayed in the format TEAM/OPPONENT for each category



# 2010-11 SEASON HIGHS/LOWS

## WASHINGTON STATE

### HIGHS

POINTS	88	IDAHO (11/16/10)
FIELD GOALS MADE	34	IDAHO (11/16/10)
FIELD GOAL ATTEMPTS	63	vs Washington (03/10/11)
	63	at California (01/13/11)
	63	SACRAMENTO STATE (11/30/10)
FIELD GOAL PERCENTAGE	.588 (30-51)	vs Portland (11/23/10)
3 PT FIELD GOALS MADE	12	vs Mississippi State (12/22/10)
3 PT FG ATTEMPTS	29	OREGON STATE (01/06/11)
3 PT FG PERCENTAGE	.524 (11-21)	GONZAGA (12/08/10)
	.524 (11-21)	vs Portland (11/23/10)
FREE THROWS MADE	32	at Washington (02/27/11)
FREE THROW ATTEMPTS	37	at Santa Clara (12/19/10)
FREE THROW PERCENTAGE	.923 (12-13)	at California (01/13/11)
REBOUNDS	50	SOUTHERN UNIVERSITY (11/13/10)
ASSISTS	21	GONZAGA (12/08/10)
	21	IDAHO (11/16/10)
STEALS	14	GONZAGA (12/08/10)
BLOCKED SHOTS	11	vs Portland (11/23/10)
TURNOVERS	20	at Oregon State (02/05/11)
FOULS	24	at Santa Clara (12/19/10)

### LOWS

POINTS	43	at Oregon (02/03/11)
FIELD GOALS MADE	14	at Oregon (02/03/11)
FIELD GOAL ATTEMPTS	48	at Oregon State (02/05/11)
FIELD GOAL PERCENTAGE	.259 (14-54)	at Oregon (02/03/11)
3 PT FIELD GOALS MADE	3	KANSAS STATE (12/03/10)
	3	at UCLA (12/29/10)
	3	at Oregon State (02/05/11)
	3	STANFORD (02/10/11)
3 PT FG ATTEMPTS	8	at UCLA (12/29/10)
3 PT FG PERCENTAGE	.160 (4-25)	at Oregon (02/03/11)
FREE THROWS MADE	4	TEXAS-PAN AMERICAN (12/10/10)
FREE THROW ATTEMPTS	7	at USC (12/31/10)
FREE THROW PERCENTAGE	.474 (9-19)	STANFORD (02/10/11)
REBOUNDS	26	IDAHO (11/16/10)
	26	vs Baylor (12/23/10)
ASSISTS	5	at USC (12/31/10)
STEALS	3	vs Butler (12/25/10)
BLOCKED SHOTS	0	at Fresno State (11/26/10)
TURNOVERS	8	SACRAMENTO STATE (11/30/10)
	8	at USC (12/31/10)
FOULS	11	at USC (12/31/10)
	11	ARIZONA STATE (01/20/11)

## OPPONENTS

### HIGHS

POINTS	89	vs Washington (03/10/11)
FIELD GOALS MADE	34	vs Washington (03/10/11)
FIELD GOAL ATTEMPTS	71	OREGON (01/08/11)
FIELD GOAL PERCENTAGE	.517 (31-60)	at California (01/13/11)
3 PT FIELD GOALS MADE	11	vs Washington (03/10/11)
	11	WASHINGTON (01/30/11)
	11	ARIZONA (01/22/11)
	11	vs Butler (12/25/10)
3 PT FG ATTEMPTS	33	at Fresno State (11/26/10)
3 PT FG PERCENTAGE	.611 (11-18)	ARIZONA (01/22/11)
FREE THROWS MADE	33	at Santa Clara (12/19/10)
FREE THROW ATTEMPTS	36	at Santa Clara (12/19/10)
FREE THROW PERCENTAGE	.933 (14-15)	UCLA (03/05/11)
REBOUNDS	46	WASHINGTON (01/30/11)
ASSISTS	22	at California (01/13/11)
STEALS	12	OREGON STATE (01/06/11)
BLOCKED SHOTS	7	UCLA (03/05/11)
	7	KANSAS STATE (12/03/10)
TURNOVERS	25	GONZAGA (12/08/10)
FOULS	28	at Santa Clara (12/19/10)

### LOWS

POINTS	36	SACRAMENTO STATE (11/30/10)
FIELD GOALS MADE	15	SACRAMENTO STATE (11/30/10)
FIELD GOAL ATTEMPTS	47	SACRAMENTO STATE (11/30/10)
	47	at Arizona State (02/19/11)
FIELD GOAL PERCENTAGE	.305 (18-59)	SOUTHERN UNIVERSITY (11/13/10)
	.305 (18-59)	at Santa Clara (12/19/10)
3 PT FIELD GOALS MADE	1	SACRAMENTO STATE (11/30/10)
3 PT FG ATTEMPTS	11	at California (01/13/11)
3 PT FG PERCENTAGE	.067 (1-15)	SACRAMENTO STATE (11/30/10)
FREE THROWS MADE	5	SACRAMENTO STATE (11/30/10)
	5	OREGON (01/08/11)
FREE THROW ATTEMPTS	9	OREGON (01/08/11)
FREE THROW PERCENTAGE	.357 (5-14)	SACRAMENTO STATE (11/30/10)
REBOUNDS	23	SOUTHERN UNIVERSITY (11/13/10)
ASSISTS	6	vs Baylor (12/23/10)
STEALS	3	vs Butler (12/25/10)
	3	at California (01/13/11)
	3	USC (03/03/11)
BLOCKED SHOTS	0	vs Butler (12/25/10)
	0	OREGON STATE (01/06/11)
TURNOVERS	9	at USC (12/31/10)
	9	ARIZONA STATE (01/20/11)
FOULS	11	at USC (12/31/10)



# 2010-11 SEASON HIGHS/LOWS BY HALF

## WASHINGTON STATE - FIRST HALF

HIGHS		
POINTS	48	vs Portland (11/23/10)
FIELD GOALS MADE	19	(twice) SACRAMENTO STATE (11/30/10)
FIELD GOAL ATTEMPTS	35	SACRAMENTO STATE (11/30/10)
FIELD GOAL PERCENTAGE	.633 (19-30)	vs Portland (11/23/10)
3 PT FIELD GOALS MADE	7	(twice) OREGON STATE (01/06/11)
3 PT FG ATTEMPTS	16	CALIFORNIA (02/12/11)
3 PT FG PERCENTAGE	.750 (3-4)	at UCLA (12/29/10)
FREE THROWS MADE	10	OREGON (01/08/11)
FREE THROW ATTEMPTS	12	(three times) OREGON (01/08/11)
FREE THROW PERCENTAGE	1.000 (4-4)	vs Butler (12/25/10)
REBOUNDS	23	(five times) LONG BEACH STATE (03/16/11)
ASSISTS	11	(twice) ARIZONA (01/22/11)
STEALS	6	(four times) CALIFORNIA (02/12/11)
BLOCKED SHOTS	7	ARIZONA (01/22/11)
TURNOVERS	12	at Arizona State (02/19/11)
FOULS	12	at Oregon State (2/5/11)

LOWS		
POINTS	22	(twice) at USC (12/31/10)
FIELD GOALS MADE	6	at Oregon (02/03/11)
FIELD GOAL ATTEMPTS	24	KANSAS STATE (12/03/10)
FIELD GOAL PERCENTAGE	.214 (6-28)	at Oregon (02/03/11)
3 PT FIELD GOALS MADE	0	KANSAS STATE (12/03/10)
3 PT FG ATTEMPTS	4	at UCLA (12/29/10)
3 PT FG PERCENTAGE	.000 (0-7)	KANSAS STATE (12/03/10)
FREE THROWS MADE	1	at Santa Clara (12/19/10)
FREE THROW ATTEMPTS	2	at USC (12/31/10)
FREE THROW PERCENTAGE	.300 (3-10)	STANFORD (02/10/11)
REBOUNDS	12	(twice) at California (01/13/11)
ASSISTS	1	at USC (12/31/10)
STEALS	0	vs Butler (12/25/10)
BLOCKED SHOTS	0	(nine times) vs Washington (03/10/11)
TURNOVERS	3	(three times) at Oregon (02/03/11)
FOULS	1	ARIZONA STATE (01/20/11)

## OPPONENTS - FIRST HALF

HIGHS		
POINTS	45	STANFORD (02/10/11)
FIELD GOALS MADE	18	STANFORD (02/10/11)
FIELD GOAL ATTEMPTS	36	at Washington (02/27/11)
FIELD GOAL PERCENTAGE	.621 (18-29)	STANFORD (02/10/11)
3 PT FIELD GOALS MADE	7	(three times) at Arizona State (02/19/11)
3 PT FG ATTEMPTS	19	ARIZONA STATE (01/20/11)
3 PT FG PERCENTAGE	.875 (7-8)	STANFORD (02/10/11)
FREE THROWS MADE	12	at Santa Clara (12/19/10)
FREE THROW ATTEMPTS	15	(twice) at Oregon State (2/5/11)
FREE THROW PERCENTAGE	1.000 (12-12)	at Santa Clara (12/19/10)
REBOUNDS	26	ARIZONA (01/22/11)
ASSISTS	16	STANFORD (02/10/11)
STEALS	8	KANSAS STATE (12/03/10)
BLOCKED SHOTS	5	at Oregon State (2/5/11)
TURNOVERS	13	KANSAS STATE (12/03/10)
FOULS	11	(three times) at Oregon (02/03/11)

LOWS		
POINTS	17	(twice) at Washington (02/27/11)
FIELD GOALS MADE	6	SOUTHERN UNIVERSITY (11/13/10)
FIELD GOAL ATTEMPTS	22	GONZAGA (12/08/10)
FIELD GOAL PERCENTAGE	.222 (8-36)	at Washington (02/27/11)
3 PT FIELD GOALS MADE	0	(twice) vs Baylor (12/23/10)
3 PT FG ATTEMPTS	7	at California (01/13/11)
3 PT FG PERCENTAGE	.000 (0-12)	vs Baylor (12/23/10)
FREE THROWS MADE	0	(three times) at Washington (02/27/11)
FREE THROW ATTEMPTS	0	ARIZONA STATE (01/20/11)
FREE THROW PERCENTAGE	.000 (0-0)	ARIZONA STATE (01/20/11)
REBOUNDS	11	SOUTHERN UNIVERSITY (11/13/10)
ASSISTS	2	(five times) LONG BEACH STATE (03/16/11)
STEALS	0	at California (1/13/11)
BLOCKED SHOTS	0	(six times) vs Washington (03/10/11)
TURNOVERS	3	STANFORD (02/10/11)
FOULS	5	(three times) CALIFORNIA (02/12/11)

## WASHINGTON STATE - SECOND HALF

HIGHS		
POINTS	56	at Washington (02/27/11)
FIELD GOALS MADE	19	GONZAGA (12/08/10)
FIELD GOAL ATTEMPTS	36	SOUTHERN UNIVERSITY (11/13/10)
FIELD GOAL PERCENTAGE	.679 (19-28)	GONZAGA (12/08/10)
3 PT FIELD GOALS MADE	7	(twice) at California (01/13/11)
3 PT FG ATTEMPTS	15	OREGON STATE (01/06/11)
3 PT FG PERCENTAGE	.636 (7-11)	at California (01/13/11)
FREE THROWS MADE	26	at Washington (02/27/11)
FREE THROW ATTEMPTS	29	at Washington (02/27/11)
FREE THROW PERCENTAGE	1.000 (5-5)	at California (01/13/11)
REBOUNDS	28	SOUTHERN UNIVERSITY (11/13/10)
ASSISTS	13	GONZAGA (12/08/10)
STEALS	9	GONZAGA (12/08/10)
BLOCKED SHOTS	6	ARIZONA STATE (01/20/11)
TURNOVERS	13	at Oregon State (02/05/11)
FOULS	16	at Washington (02/27/11)

LOWS		
POINTS	20	at Oregon (02/03/11)
FIELD GOALS MADE	7	UCLA (03/05/11)
FIELD GOAL ATTEMPTS	38	(four times) LONG BEACH STATE (03/16/11)
FIELD GOAL PERCENTAGE	.607 (17-28)	at UCLA (12/29/10)
3 PT FIELD GOALS MADE	9	LONG BEACH STATE (03/16/11)
3 PT FG ATTEMPTS	21	LONG BEACH STATE (03/16/11)
3 PT FG PERCENTAGE	.000 (0-5)	at Oregon State (2/5/11)
FREE THROWS MADE	1	(twice) TEXAS-PAN AMERICAN (12/10/10)
FREE THROW ATTEMPTS	2	TEXAS-PAN AMERICAN (12/10/10)
FREE THROW PERCENTAGE	.250 (1-4)	at Fresno State (11/26/10)
REBOUNDS	9	UCLA (03/05/11)
ASSISTS	2	at UCLA (12/29/10)
STEALS	1	(five times) LONG BEACH STATE (03/16/11)
BLOCKED SHOTS	0	(three times) vs Mississippi State (12/22/10)
TURNOVERS	3	at Arizona State (02/19/11)
FOULS	6	USC (03/03/11)

## OPPONENTS - SECOND HALF

HIGHS		
POINTS	57	vs Washington (03/10/11)
FIELD GOALS MADE	22	vs Washington (03/10/11)
FIELD GOAL ATTEMPTS	38	(three times) vs Washington (03/10/11)
FIELD GOAL PERCENTAGE	.607 (17-28)	at UCLA (12/29/10)
3 PT FIELD GOALS MADE	8	USC (03/03/11)
3 PT FG ATTEMPTS	18	(twice) OREGON (01/08/11)
3 PT FG PERCENTAGE	.667 (6-9)	ARIZONA (01/22/11)
FREE THROWS MADE	19	at Santa Clara (12/19/10)
FREE THROW ATTEMPTS	22	at Washington (02/27/11)
FREE THROW PERCENTAGE	1.000 (6-6)	TEXAS-PAN AMERICAN (12/10/10)
REBOUNDS	22	(twice) WASHINGTON (01/30/11)
ASSISTS	13	at UCLA (12/29/10)
STEALS	8	(three times) at Oregon State (02/05/11)
BLOCKED SHOTS	5	UCLA (03/05/11)
TURNOVERS	14	(twice) WASHINGTON (01/30/11)
FOULS	19	at Washington (02/27/11)

LOWS		
POINTS	17	vs Mississippi State (12/22/10)
FIELD GOALS MADE	7	(three times) vs Mississippi State (12/22/10)
FIELD GOAL ATTEMPTS	20	at Arizona (2/17/11)
FIELD GOAL PERCENTAGE	.250 (7-28)	vs Mississippi State (12/22/10)
3 PT FIELD GOALS MADE	0	at California (1/13/11)
3 PT FG ATTEMPTS	4	at California (1/13/11)
3 PT FG PERCENTAGE	.000 (0-4)	at California (1/13/11)
FREE THROWS MADE	1	vs Mississippi State (12/22/10)
FREE THROW ATTEMPTS	2	SOUTHERN UNIVERSITY (11/13/10)
FREE THROW PERCENTAGE	.250 (1-4)	vs Mississippi State (12/22/10)
REBOUNDS	11	at Oregon State (2/5/11)
ASSISTS	3	(twice) SACRAMENTO STATE (11/30/10)
STEALS	0	TEXAS-PAN AMERICAN (12/10/10)
BLOCKED SHOTS	0	(nine times) USC (03/03/11)
TURNOVERS	3	(twice) USC (03/03/11)
FOULS	6	TEXAS-PAN AMERICAN (12/10/10)
	6	at USC (12/31/10)



# 2010-11 INDIVIDUAL HIGHS

## WASHINGTON STATE

Points	43	Thompson, Klay vs Washington (03/10/11)
	36	Thompson, Klay at California (01/13/11)
	35	Thompson, Klay vs Portland (11/23/10)
	31	Thompson, Klay vs Butler (12/25/10)
	30	Thompson, Klay at Arizona (02/17/11)
Field Goals Made	15	Thompson, Klay vs Washington (03/10/11)
	13	Thompson, Klay vs Portland (11/23/10)
Field Goal Att.	29	Thompson, Klay vs Washington (03/10/11)
	28	Thompson, Klay at Arizona State (02/19/11)
FG Pct (min 5 made)	1.000 (6-6)	Motum, Brock vs Southern University (11/13/10)
	1.000 (5-5)	Motum, Brock vs Sacramento State (11/30/10)
3-Point FG Made	8	Thompson, Klay vs Washington (03/10/11)
	6	Aden, Faisal at Fresno State (11/26/10)
3-Point FG Att.	14	Thompson, Klay vs Washington (03/10/11)
	13	Thompson, Klay vs Oregon State (01/06/11)
3-Pt FG Pct (min 2 made)	1.000 (2-2)	Moore, Reggie vs Mississippi State (12/22/10)
	1.000 (2-2)	Motum, Brock vs Southern University (11/13/10)
Free Throws Made	13	Thompson, Klay at Washington (02/27/11)
	12	Thompson, Klay at UCLA (12/29/10)
Free Throw Att.	14	Thompson, Klay at Washington (02/27/11)
	12	Capers, Marcus vs Oregon State (01/06/11)
	12	Thompson, Klay at UCLA (12/29/10)
	12	Thompson, Klay at Santa Clara (12/19/10)
FT Pct (min 3 made)	1.000 (12-12)	Thompson, Klay at UCLA (12/29/10)
	1.000 (8-8)	Casto, DeAngelo at Washington (02/27/11)
	1.000 (8-8)	Moore, Reggie at Santa Clara (12/19/10)
	1.000 (7-7)	Thompson, Klay at California (01/13/11)
	1.000 (7-7)	Thompson, Klay vs Butler (12/25/10)
	1.000 (6-6)	Moore, Reggie vs Oregon (01/08/11)
	1.000 (6-6)	Thompson, Klay vs Oregon State (01/06/11)
	1.000 (6-6)	Thompson, Klay vs Portland (11/23/10)
	1.000 (4-4)	Dilorio, Will vs Long Beach State (03/16/11)
	1.000 (4-4)	Aden, Faisal at Washington (02/27/11)
	1.000 (4-4)	Casto, DeAngelo at Arizona (02/17/11)
	1.000 (4-4)	Moore, Reggie vs Arizona (01/22/11)
	1.000 (3-3)	Thompson, Klay vs Arizona State (01/20/11)
	1.000 (3-3)	Moore, Reggie at USC (12/31/10)
	1.000 (3-3)	Thompson, Klay vs Texas-Pan American (12/10/10)
	1.000 (3-3)	Aden, Faisal vs Idaho (11/16/10)
Rebounds	15	Capers, Marcus vs Southern University (11/13/10)
	13	Casto, DeAngelo at Washington (02/27/11)
Assists	9	Thompson, Klay vs Arizona State (01/20/11)
	9	Moore, Reggie vs Oregon State (01/06/11)
	9	Thompson, Klay vs Idaho (11/16/10)
Steals	7	Thompson, Klay vs Gonzaga (12/08/10)
	5	Thompson, Klay vs Washington (01/30/11)
	5	Thompson, Klay at Santa Clara (12/19/10)
Blocked Shots	4	Casto, DeAngelo vs Long Beach State (03/16/11)
	4	Casto, DeAngelo vs Arizona (01/22/11)
	4	Casto, DeAngelo vs Arizona State (01/20/11)
	4	Casto, DeAngelo vs Idaho (11/16/10)
Turnovers	7	Casto, DeAngelo vs Portland (11/23/10)
	6	Casto, DeAngelo vs Long Beach State (03/16/11)
	6	Thompson, Klay at Washington (02/27/11)
	6	Thompson, Klay at Oregon (02/03/11)
	6	Thompson, Klay vs Oregon State (01/06/11)
	6	Thompson, Klay at Santa Clara (12/19/10)
	6	Thompson, Klay vs Kansas State (12/03/10)

## OPPONENTS

Points	30	CRABBE, Allen at California (01/13/11)
	29	Dunn, LaceDarius vs Baylor (12/23/10)
	29	Foster, Kevin at Santa Clara (12/19/10)
	26	Williams, Derrick at Arizona (02/17/11)
	25	Ware, Casper vs Long Beach State (03/16/11)
Field Goals Made	10	Nelson, Reeves vs UCLA (03/05/11)
	10	CRABBE, Allen at California (01/13/11)
Field Goal Att.	22	Dunn, LaceDarius vs Baylor (12/23/10)
	17	Vucevic, Nikola vs USC (03/03/11)
	17	DOGGETT, Quinton vs Southern University (11/13/10)
FG Pct (min 5 made)	1.000 (5-5)	SMITH, Andrew vs Butler (12/25/10)
	.778 (7-9)	Green, Jeremy vs Stanford (02/10/11)
	.778 (7-9)	Collier, Devon at Oregon State (02/05/11)
3-Point FG Made	6	Ledbetter, Jeff vs Idaho (11/16/10)
	5	Wilcox, C.J. vs Washington (03/10/11)
	5	Creekmur, Chanse at Arizona State (02/19/11)
	5	Green, Jeremy vs Stanford (02/10/11)
	5	Abbott, Ty vs Arizona State (01/20/11)
	5	McGruder, Rodney vs Kansas State (12/03/10)
	5	STOHL, Jared vs Portland (11/23/10)
3-Point FG Att.	15	Dunn, LaceDarius vs Baylor (12/23/10)
	13	Plater, Greg vs Long Beach State (03/16/11)
3-Pt FG Pct (min 2 made)	1.000 (5-5)	Green, Jeremy vs Stanford (02/10/11)
	1.000 (2-2)	Lavender, Brendon vs Arizona (01/22/11)
Free Throws Made	12	Williams, Derrick at Arizona (02/17/11)
	12	Dunn, LaceDarius vs Baylor (12/23/10)
Free Throw Att.	13	Williams, Derrick vs Arizona (01/22/11)
	13	Foster, Kevin at Santa Clara (12/19/10)
FT Pct (min 3 made)	1.000 (12-12)	Williams, Derrick at Arizona (02/17/11)
	1.000 (12-12)	Dunn, LaceDarius vs Baylor (12/23/10)
	1.000 (7-7)	Lee, Malcolm vs UCLA (03/05/11)
	1.000 (7-7)	Roquemore, Evan at Santa Clara (12/19/10)
	1.000 (6-6)	GUTIERREZ, Jorge vs California (02/12/11)
	1.000 (6-6)	Wallace, Lathen vs Oregon State (01/06/11)
	1.000 (6-6)	Cowels, Raymond III at Santa Clara (12/19/10)
	1.000 (5-5)	Green, Jeremy vs Stanford (02/10/11)
	1.000 (4-4)	Jones, Lamont at Arizona (02/17/11)
	1.000 (4-4)	Sim, Garrett at Oregon (02/03/11)
	1.000 (4-4)	Loyd, Johnathan at Oregon (02/03/11)
	1.000 (4-4)	Jones, Lamont vs Arizona (01/22/11)
	1.000 (4-4)	Haynes, Calvin vs Oregon State (01/06/11)
	1.000 (4-4)	VANZANT, Shawn vs Butler (12/25/10)
	1.000 (4-4)	Walton, A.J. vs Baylor (12/23/10)
	1.000 (4-4)	SACRE, Robert vs Gonzaga (12/08/10)
	1.000 (4-4)	STOHL, Jared vs Portland (11/23/10)
	1.000 (3-3)	Powell, Dwight at Stanford (01/15/11)
	1.000 (3-3)	Vucevic, Nikola at USC (12/31/10)
	1.000 (3-3)	Wiley, Brandon vs Idaho (11/16/10)
Rebounds	19	Williams, Derrick vs Arizona (01/22/11)
	14	Robinson, T.J. vs Long Beach State (03/16/11)
Assists	11	Thomas, Isaiah vs Washington (03/10/11)
	11	Mann, Jarrett vs Stanford (02/10/11)
	11	Jones, Lazerick at UCLA (12/29/10)
Steals	5	Cunningham, Jared at Oregon State (02/05/11)
	5	Armstead, Malcolm at Oregon (02/03/11)
	5	Cunningham, Jared vs Oregon State (01/06/11)
Blocked Shots	4	Collier, Devon at Oregon State (02/05/11)
	3	Smith, Joshua vs UCLA (03/05/11)
	3	Bachynski, Jordan vs Arizona State (01/20/11)
	3	Honeycutt, Tyler at UCLA (12/29/10)
Turnovers	7	KAMP, Harper vs California (02/12/11)
	7	Thomas, Isaiah vs Washington (01/30/11)



# MARCH 21 • GAME 33 • OKLAHOMA STATE • PULLMAN • NIT SECOND ROUND



## GAME 1 • Southern vs Washington State

11/13/10 5 p.m. at Beasley Coliseum (Pullman, Wash.)

VISITORS: Southern (0-2)

##	Player	Total		3-Ptr		FT	FTA	Rebounds			PF	TP	A	TO	Blk	Stl	Min
		FG	FGA	FG	FGA			Off	Def	Tot							
23	DOGGETT, Quinton	f	8	17	0	1	0	2	3	8	11	3	16	0	3	1	26
30	INGRAM, Julius	f	3	7	0	2	4	6	0	0	0	1	10	1	1	0	21
02	WHITE, Brandon	g	0	3	0	1	1	2	1	1	2	1	1	2	1	0	19
05	GRACE, Jameel	g	1	4	1	4	0	0	0	1	1	3	3	1	1	0	20
33	SANFORD, Blake	g	1	8	1	7	0	0	0	1	1	3	3	2	2	0	37
31	COLEMAN, Frederick	f	1	3	0	1	0	0	0	0	0	4	2	0	2	0	9
32	CELESTIN, Michael	f	1	6	1	5	1	2	0	0	0	1	4	5	1	0	20
35	TATUM, John	f	0	1	0	1	0	0	0	0	0	0	0	1	0	0	14
42	COLEMAN, Patrick	f	1	5	1	4	0	0	0	0	0	2	3	0	1	0	11
44	CHASE, Ray Ray	f	0	0	0	0	1	2	0	1	1	0	1	1	0	0	5
54	BOL, Madut	f	2	5	0	1	0	0	1	1	2	0	4	0	2	0	18
TEAM																	
Totals.....		18	59	4	27	7	14	8	15	23	18	47	12	15	2	6	200

HOME TEAM: Washington State (1-0)

##	Player	Total		3-Ptr		FT	FTA	Rebounds			PF	TP	A	TO	Blk	Stl	Min
		FG	FGA	FG	FGA			Off	Def	Tot							
12	Motum, Brock	f	6	6	2	2	0	0	2	3	5	1	14	0	1	0	24
31	Lodwick, Abe	f	2	5	0	2	0	1	1	0	1	4	4	1	0	0	17
00	Capers, Marcus	g	3	6	0	0	2	2	5	10	15	3	8	3	1	0	30
01	Thompson, Klay	g	6	10	1	5	2	2	0	6	6	1	15	6	5	0	33
11	Aden, Faisal	g	7	16	1	8	3	4	0	6	6	0	18	1	4	0	36
15	McNamara, Chris	g	0	1	0	0	0	0	0	0	0	0	0	0	0	0	1
22	Loewen, Ben	f	1	2	0	0	0	0	1	0	1	0	2	0	0	0	9
23	Casto, DeAngelo	f	4	5	0	0	8	11	1	4	5	4	16	0	3	1	16
25	Winston, Jr., Dre'	f	0	4	0	0	0	0	1	1	2	2	0	0	0	0	22
40	Enquist, Charlie	f	0	0	0	0	0	0	0	0	0	1	0	1	0	1	9
44	Simon, Patrick	f	3	6	2	4	1	1	2	6	8	0	9	1	0	0	13
TEAM																	
Totals.....		32	61	6	21	16	21	14	36	50	16	86	12	15	1	9	200

Officials: Michael Eggers, Deron White, Tre Maddox

Technical fouls: Southern University-None. Washington State-None.

Attendance: 6173

Score by Periods 1st 2nd Total

Southern University 18 29 47

Washington State 41 45 86

2010-11 Season Opener

## GAME 3 • Portland vs Washington State

11/23/10 7:30 p.m. at KeyArena (Seattle, Wash.)

VISITORS: Portland (4-2)

##	Player	Total		3-Ptr		FT	FTA	Rebounds			PF	TP	A	TO	Blk	Stl	Min
		FG	FGA	FG	FGA			Off	Def	Tot							
33	MITROVIC, Nemanja	f	7	14	3	7	0	0	1	3	4	2	17	1	1	0	27
43	SIKMA, Luke	f	4	11	0	2	4	5	4	2	6	3	12	1	4	1	29
45	KNUTSON, Kramerc	f	1	3	0	0	0	1	2	3	4	2	2	0	2	0	28
01	WATERFORD, Eric	f	1	3	1	1	2	4	2	4	6	2	5	4	1	0	29
20	STOHL, Jared	g	6	13	5	12	4	4	2	1	3	0	21	1	2	0	32
03	RILEY, Tanner	g	0	4	0	2	0	0	0	0	0	0	0	0	0	0	6
11	DOUGLAS, Tim	f	2	7	1	3	0	0	0	2	2	0	5	3	2	0	15
14	BARKER, Riley	f	1	3	0	0	2	2	2	0	2	2	4	0	0	1	13
15	RODGERS, Derrick	g	0	5	0	0	0	0	2	0	2	1	0	2	0	0	13
32	NICHOLAS, Ryan	f	0	1	0	0	0	0	0	3	3	2	0	0	0	0	4
55	HANNIBAL, Jason	f	1	1	0	0	0	0	1	0	1	2	2	0	1	0	4
TEAM																	
Totals.....		23	65	10	27	12	15	19	17	36	18	68	14	11	4	7	200

HOME TEAM: Washington State (3-0)

##	Player	Total		3-Ptr		FT	FTA	Rebounds			PF	TP	A	TO	Blk	Stl	Min
		FG	FGA	FG	FGA			Off	Def	Tot							
23	Casto, DeAngelo	f	1	3	0	0	0	0	2	5	7	4	2	2	7	3	19
31	Lodwick, Abe	f	1	3	1	3	0	0	0	4	4	3	3	1	0	2	24
00	Capers, Marcus	g	2	2	0	0	5	7	2	2	4	2	9	5	1	3	32
01	Thompson, Klay	g	13	16	3	4	6	6	1	5	6	3	35	3	2	1	39
11	Aden, Faisal	g	8	15	4	8	1	1	0	2	2	1	21	0	3	0	30
05	Dilorio, Will	g	0	1	0	0	0	0	0	0	0	0	0	0	0	0	1
12	Motum, Brock	f	2	3	1	1	1	3	0	1	1	1	6	0	2	1	7
15	McNamara, Chris	g	0	0	0	0	0	0	0	0	0	0	0	0	0	0	1
22	Loewen, Ben	f	0	1	0	1	0	0	0	0	0	0	0	0	0	0	1
25	Winston, Jr., Dre'	f	1	2	0	0	0	0	0	2	2	0	2	1	0	0	18
40	Enquist, Charlie	f	0	1	0	0	0	2	1	0	1	0	0	0	0	0	5
44	Simon, Patrick	f	2	4	2	4	0	0	0	0	0	4	6	0	0	0	13
TEAM																	
Totals.....		30	51	11	21	13	19	7	23	30	18	84	12	15	11	5	200

Officials: Michael Greenstein, J.T. Orr, Rick Batsell

Technical fouls: Portland-None. Washington State-None.

Attendance: 8441

Score by Periods 1st 2nd Total

Portland 36 32 68

Washington State 48 36 84

## GAME 2 • Idaho vs Washington State

11/16/10 7 p.m. at Beasley Coliseum (Pullman, Wash.)

VISITORS: Idaho (1-1)

##	Player	Total		3-Ptr		FT	FTA	Rebounds			PF	TP	A	TO	Blk	Stl	Min
		FG	FGA	FG	FGA			Off	Def	Tot							
11	Wiley, Brandon	f	2	4	0	0	3	3	2	2	4	1	7	4	6	0	23
21	Toledo, Luiz	f	5	8	0	0	3	4	2	3	5	3	13	2	2	0	33
33	Barone, Kyle	c	3	6	0	0	2	3	1	2	3	3	8	0	2	1	32
03	Henderson, Shawn	g	3	9	0	4	0	0	0	6	6	2	6	3	0	0	30
25	Geiger, Jeremy	g	2	7	1	4	0	0	0	0	0	4	5	0	0	0	15
02	Ledbetter, Jeff	f	6	9	6	9	0	1	0	2	2	2	18	1	3	0	22
10	Tatum, Landon	f	4	6	0	0	4	5	1	0	1	0	12	2	1	0	25
22	Bandoumel, Djim	f	0	2	0	0	0	0	1	3	4	2	0	0	2	0	7
34	Madison, Stephen	g	0	1	0	1	2	2	0	0	0	1	2	1	0	0	9
42	Kammerer, Joe	f	0	1	0	0	0	0	0	1	1	2	0	0	2	0	4
TEAM																	
Totals.....		25	53	7	18	14	18	10	21	31	20	71	13	19	1	5	200

HOME TEAM: Washington State (2-0)

##	Player	Total		3-Ptr		FT	FTA	Rebounds			PF	TP	A	TO	Blk	Stl	Min
		FG	FGA	FG	FGA			Off	Def	Tot							
23	Casto, DeAngelo	f	4	6	0	0	2	2	1	2	3	2	10	3	3	4	17



# MARCH 21 • GAME 33 • OKLAHOMA STATE • PULLMAN • NIT SECOND ROUND



## GAME 9 • Washington State at Santa Clara 12/19/10 7 p.m. at Leavey Center (Santa Clara, Calif.)

VISITORS: Washington State (8-1)

#	Player	Total		3-Ptr		FT		Rebounds			PF	TP	A	TO	Blk	Stl	Min
		FG	FGA	FG	FGA	FT	FTA	Off	Def	Tot							
23	Casto, DeAngelo	f	6	9	0	0	3	5	4	6	10	4	15	0	1	2	22
00	Capers, Marcus	g	5	6	0	0	4	8	0	7	7	3	14	0	0	1	40
01	Thompson, Klay	g	5	16	3	8	10	12	2	5	7	4	23	6	2	5	39
11	Aden, Faisal	g	3	7	0	2	0	0	1	1	2	3	6	0	3	1	19
31	Lodwick, Abe	g	1	2	1	2	0	0	1	5	6	5	3	2	0	0	23
03	Moore, Reggie	g	3	10	1	2	8	8	0	1	1	2	15	4	1	0	36
12	Motum, Brock	g	2	7	0	2	3	4	2	0	2	2	7	3	0	0	29
25	Winston, Jr., Dre'	g	0	0	0	0	0	0	0	0	0	0	0	1	0	0	1
44	Simon, Patrick	g	1	4	0	1	0	0	1	1	2	1	2	0	2	0	16
TEAM											2	2	4				
Totals.....			26	61	5	17	28	37	13	28	41	24	85	15	14	6	7 225

HOME TEAM: Santa Clara (6-6)

#	Player	Total		3-Ptr		FT	FTA	Rebounds		PF	TP	A	TO	Blk	Stl	Min		
		FG	FGA	FG	FGA			Off	Def									
03	Cunningham, Chrisf	f	0	2	0	0	2	2	1	2	3	5	2	0	2	0	10	
10	Dowdell, Ben	f	2	4	0	0	2	2	2	4	6	5	6	4	3	1	2	32
42	Cowels, Raymond III	f	1	10	0	5	6	6	4	4	8	3	8	0	3	1	1	34
00	Roquemore, Evan	g	3	12	3	8	7	7	3	4	7	3	16	2	4	2	2	41
21	Foster, Kevin	g	7	14	4	8	11	13	0	4	4	4	29	2	2	0	1	30
01	Payne, Troy	g	0	2	0	0	0	0	1	3	4	2	0	2	0	0	2	21
13	Santos, Michael	g	0	0	0	0	0	0	0	1	1	1	0	0	1	0	0	9
15	Trasolini, Marc	g	5	13	3	9	5	6	1	5	6	3	18	1	1	1	2	35
25	McArthur, John	g	0	2	0	1	0	0	0	1	1	1	0	0	1	0	0	8
31	Harrison, Niya	g	0	0	0	0	0	0	1	0	1	1	0	0	0	1	0	5
TEAM									1		1							
Totals.....			18	59	10	31	33	36	14	28	42	28	79	11	17	6	10	225

Officials: Michael Greenstein, Bruce Hicks, Bobby McKay

Technical fouls: Washington State-None. Santa Clara-None.

Attendance: 1897

Score by Periods

Washington State 29 42 14 85

Santa Clara 35 36 8 79

## GAME 11 • Washington State vs. No. 15 Baylor 12/23/10 1:30 p.m. at Stan Sheriff Center (Honolulu)

VISITORS: Washington State (10-1)

#	Player		Total		3-Ptr		FT	FTA	Rebounds		PF	TP	A	TO	Blk	Stl	Min	
			FG	FGA	FG	FGA			Off	Def								Tot
23	Casto, DeAngelo	f	5	9	0	0	2	2	2	3	5	4	12	0	0	4	24	
31	Lodwick, Abe	f	2	4	1	3	0	0	1	7	8	3	5	1	2	1	0	25
00	Capers, Marcus	g	1	2	0	1	1	3	0	2	2	1	3	0	0	1	30	
01	Thompson, Klay	g	5	8	5	6	5	7	0	0	0	4	20	4	2	0	3	27
03	Moore, Reggie	g	4	6	2	3	2	4	1	5	6	1	12	4	3	0	1	39
11	Aden, Faisal		5	9	1	4	2	2	1	0	1	3	13	1	3	0	0	26
12	Motum, Brock		6	10	0	0	0	0	0	0	0	3	12	2	2	0	0	23
44	Simon, Patrick		0	1	0	1	0	0	0	1	1	2	0	0	0	0	0	6
Team										1	2	3			1			
Totals.....			28	49	9	18	12	18	6	20	26	21	77	15	13	2	9	200

HOME TEAM: Baylor (8-2)

#	Player		Total		3-Ptr		FT	FTA	Rebounds		PF	TP	A	TO	Blk	Stl	Min	
			FG	FGA	FG	FGA			Off	Def								Tot
04	Acy, Quincy	f	6	13	0	0	4	8	6	6	12	1	16	0	2	1	37	
41	Jones, Anthony	f	3	6	0	3	0	0	2	3	5	1	6	0	0	1	28	
05	Jones III, Perry	c	4	9	1	1	2	2	6	1	7	4	11	0	0	0	1	27
22	Walton, A.J.	g	1	4	0	1	4	4	0	3	3	4	6	5	3	0	1	39
24	Dunn, LaceDarius	g	7	22	3	15	12	12	0	4	4	4	29	1	4	0	1	37
03	Ellis, Fred		0	4	0	2	1	2	2	0	2	3	1	0	2	0	1	18
11	Morgan, J'mison		1	2	0	0	0	1	2	2	4	1	2	0	1	0	0	12
12	Dennis, Nolan		0	0	0	0	0	0	0	0	0	1	0	0	0	0	0	2
Team									3		3							
Totals.....			22	60	4	22	23	29	21	19	40	19	71	6	12	2	5	200

Officials: Darron George, Brent Meaux, Chris Beaver

Technical fouls: Washington State-None. Baylor-None.

Attendance: 7179

Score by Periods

Washington State 39 38 77

Baylor 26 45 71

2010 Hawaiian Airlines Diamond Head Classic Semifinal #1

## GAME 10 • Washington State vs. Mississippi State 12/22/10 10 a.m. at Stan Sheriff Center (Honolulu)

VISITORS: Mississippi State (7-4)

#	Player	Total		3-Ptr		Rebounds		PF	TP	A	TO	Blk	Stl	Min				
		FG	FGA	FG	FGA	FT	FTA								Off	Def	Tot	
24	Kodi Augustus	f	6	15	2	7	5	6	1	4	5	1	19	2	4	0	0	31
45	Elgin Bailey	f	1	3	0	0	1	2	1	2	3	5	3	0	2	0	0	17
02	Ravarn Johnson	g	1	10	1	6	0	0	1	0	1	1	3	1	3	1	1	34
15	Riley Benock	g	2	4	2	4	0	0	1	6	7	3	6	0	1	0	0	32
22	Brian Bryant	g	5	9	1	3	3	4	3	1	4	1	14	5	6	1	1	28
00	Jalen Steele	g	1	6	1	5	2	4	1	0	1	0	5	0	1	0	0	20
04	Twany Beckham	g	1	3	1	2	0	0	0	1	1	0	3	2	2	0	1	12
10	Shaun Smith	g	0	2	0	1	0	0	0	0	0	0	2	0	0	0	0	10
30	Wendell Lewis	g	2	3	0	0	0	0	0	1	1	2	4	0	2	0	1	16
TEAM										2	4	6						
Totals.....			19	55	8	28	11	16	10	19	29	15	57	10	21	2	4	200

HOME TEAM: Washington State (9-1)

#	Player	Total		3-Ptr		Rebounds		PF	TP	A	TO	Blk	Stl	Min				
		FG	FGA	FG	FGA	FT	FTA								Off	Def	Tot	
23	Casto, DeAngelo	f	2	3	0	0	2	4	0	5	5	4	6	0	0	2	0	22
31	Lodwick, Abe	f	3	5	3	5	0	0	1	5	6	3	9	2	1	0	0	25
00	Capers, Marcus	g	2	4	0	0	2	4	1	5	6	1	6	0	1	0	2	31
01	Thompson, Klay	g	10	20	4	9	4	5	1	3	4	1	28	2	3	0	2	33
03	Moore, Reggie	g	2	3	2	2	0	0	1	2	3	2	6	4	3	0	2	27
05	Dilorio, Will	g	0	1	0	0	0	0	0	0	0	0	0	0	0	0	1	1
11	Aden, Faisal	g	8	14	3	5	1	2	3	4	7	1	20	1	2	0	3	26
12	Motum, Brock	g	3	7	0	1	0	0	3	2	5	3	6	1	1	0	1	13
22	Loewen, Ben	g	0	0	0	0	0	0	0	0	0	0	0	0	0	0	0	1
25	Winston, Jr., Dre'	g	1	2	0	0	0	1	0	1	1	0	2	0	0	0	0	5
40	Enquist, Charlie	g	0	1	0	0	0	0	0	0	0	0	1	0	0	1	0	4
44	Simon, Patrick	g	0	2	0	2	0	0	0	2	2	2	0	0	0	0	0	12
TEAM																		
Totals.....		31	62	12	24	9	16	12	30	42	18	83	10	12	2	11	200	

Officials: Michael Greenstein, Bruce Hicks, Bobby McKay

Technical fouls: Washington State-None. Santa Clara-None.

Attendance: 1897

Score by Periods

Washington State 29 42 14 85

Santa Clara 35 36 8 79

## GAME 12 • Washington State vs. Butler 12/25/10 4:30 p.m. at Stan Sheriff Center (Honolulu)

# MARCH 21 • GAME 33 • OKLAHOMA STATE • PULLMAN • NIT SECOND ROUND



## GAME 13 • Washington State at UCLA 12/29/10 8 p.m. at Pauley Pavilion (Los Angeles)

VISITORS: Washington State (10-3, 0-1)

#	Player	Total		3-Ptr		Rebounds		PF	TP	A	TO	Blk	Stl	Min				
		FG	FGA	FG	FGA	FT	FTA								Off	Def	Tot	
23	Casto, DeAngelo	f	4	9	0	0	0	2	4	6	4	8	2	3	1	0	28	
31	Lodwick, Abe	f	1	1	0	0	0	1	0	7	7	4	2	2	0	3	1	32
00	Capers, Marcus	g	1	4	0	0	2	2	0	2	2	0	4	1	2	1	1	25
01	Thompson, Klay	g	6	17	2	4	12	12	2	3	5	3	26	3	2	0	0	37
03	Moore, Reggie	g	1	7	0	1	3	4	2	5	7	4	5	3	2	0	1	34
11	Aden, Faisal		9	13	1	2	0	0	1	2	3	3	19	1	3	0	2	23
12	Motum, Brock		2	3	0	0	1	2	1	1	2	1	5	0	2	0	0	15
25	Winston, Jr., Dre'		0	0	0	0	0	0	0	0	0	0	0	1	0	0	0	1
40	Enquist, Charlie		0	0	0	0	0	0	0	0	0	0	0	0	0	0	0	1
44	Simon, Patrick		1	2	0	1	0	0	0	0	0	2	2	0	0	0	0	4
TEAM								2	1	3								
Totals.....			25	56	3	8	18	21	10	25	35	21	71	12	15	5	5	200

HOME TEAM: UCLA (9-4, 1-0)

HOME TEAM: USER (7)																		
##	Player		Total		3-Ptr		FT	FTA	Rebounds		PF	TP	A	TO	Blk	Stl	Min	
			FG	FGA	FG	FGA			Off	Def								Tot
22	Nelson, Reeves	f	9	15	0	1	3	6	5	6	11	4	21	0	3	0	27	
23	Honeycutt, Tyler	f	6	11	2	5	0	1	2	7	9	0	14	4	1	3	2	34
34	Smith, Joshua	c	3	3	0	0	2	4	2	4	6	4	8	0	3	1	2	17
03	Lee, Malcolm	g	6	12	3	7	6	7	0	1	1	4	21	0	2	1	1	36
11	Jones, Lazeric	g	3	9	1	2	3	4	0	0	0	2	10	11	1	0	0	32
00	Stover, Anthony		0	1	0	0	0	0	0	1	1	0	0	0	0	1	0	4
01	Lamb, Tyler		2	4	0	1	0	0	0	1	1	1	4	0	0	0	1	12
05	Anderson, Jerime		0	1	0	1	0	0	0	0	0	2	0	4	1	0	2	8
21	Lane, Brendan		0	2	0	1	2	2	0	2	2	2	2	1	2	0	2	30
TEAM																		
Totals.....			29	58	6	18	16	24	10									

Officials: Chris Rastatter, Kevin Brill, Jim Giron

Technical fouls: Washington State-Casto, DeAngelo. UCLA-Jones, Lazeric.

Attendance: 7934

Score by Periods 1st 2nd Total

Washington State 37 34 71

UCLA 29 51 80

## GAME 15 • Oregon State vs Washington State 1/6/11 7 p.m. at Beasley Coliseum (Pullman, Wash.)

VISITORS: Oregon State (7-7, 2-1)

		Total		3-Ptr		Rebounds				PF	TP	A	TO	Blk	Stl	Min		
##	Player	FG	FGA	FG	FGA	FT	FTA	Off	Def								Total	
24	Johnson, Omari	f	2	7	0	2	2	4	3	0	3	1	6	1	0	0	2	30
44	Collier, Devon	f	0	0	0	0	0	0	0	1	1	2	0	1	0	0	2	14
12	Brandt, Angus	c	2	8	0	1	0	0	1	1	2	1	4	2	2	0	0	17
01	Cunningham, J.	g	6	16	2	4	4	6	4	4	8	3	18	3	4	0	5	33
22	Haynes, Calvin	g	2	7	1	2	4	4	0	6	6	3	9	3	3	0	1	22
00	McShane, Kevin		0	0	0	0	0	0	1	0	1	2	0	0	1	0	0	4
03	Starks, Ahmad		2	7	1	4	0	0	0	0	0	1	5	0	0	0	0	22
11	Burton, Joe		4	8	0	0	0	2	3	2	5	2	8	1	3	0	1	21
30	Deane, Daniel		0	0	0	0	0	0	1	0	1	0	0	1	0	0	1	4
34	Wallace, Lathen		2	8	2	5	6	6	3	2	5	2	12	0	0	0	0	22
55	Nelson, Roberto		3	7	1	3	1	2	0	3	3	3	8	0	2	0	0	11
TEAM									2		2							
Totals.....			23	68	7	21	17	24	18	19	37	20	70	12	15	0	12	200

HOME TEAM: Washington State (11-4, 1-2)

		Total		3-Ptr		Rebounds													
##	Player	FG	FGA	FG	FGA	FT	FTA	Off	Def	Tot	PF	TP	A	TO	Blk	Stl	Min		
23	Casto, DeAngelo	f	3	4	0	0	0	1	4	5	4	6	0	2	3	0	26		
31	Lodwick, Abe	f	1	2	1	2	0	0	1	2	3	4	3	0	1	0	1	19	
00	Capers, Marcus	g	2	3	0	0	8	12	1	1	2	3	12	0	1	0	0	26	
01	Thompson, Klay	g	9	19	5	13	6	6	0	10	10	3	29	5	6	2	2	37	
03	Moore, Reggie	g	3	8	2	6	3	4	1	5	6	0	11	9	4	0	2	34	
11	Aden, Faisal		5	11	3	7	2	2	1	4	5	3	15	0	2	1	3	32	
12	Motum, Brock		3	4	0	1	2	2	2	3	5	3	8	3	2	0	0	15	
25	Winston, Jr., Dre'		0	0	0	0	0	0	0	0	0	0	0	1	1	0	1	3	
44	Simon, Patrick		0	0	0	0	0	0	1	1	0	0	0	0	0	0	0	8	
TEAM								1	1	2									
Totals.....			26	51	11	29	21	26	8	31	39	20	84	18	19	6	9	200	

Officials: Verne Harris, Bobby McRoy, J.T. Orr

Technical fouls: Oregon State-None. Washington State-None.

Attendance: 5849

Score by Periods 1st 2nd Total

Oregon State 30 40 70

Washington State 42 42 84

## GAME 14 • Washington State at USC 12/31/10 3 p.m. at Galen Center (Los Angeles)

VISITORS: Washington State (10-4, 0-2)

		Total		3-Ptr		Rebounds											
##	Player	FG	FGA	FG	FGA	FT	FTA	Off	Def	TP	PF	TO	Blk	Stl	Min		
23	Casto, DeAngelo	f	8	11	0	0	2	2	2	6	8	1	18	0	1	1	34
31	Lodwick, Abe	f	2	4	2	4	0	0	2	3	5	2	6	1	2	0	17
00	Capers, Marcus	g	2	3	0	1	0	0	0	2	2	1	4	0	0	0	26
01	Thompson, Klay	g	6	18	4	5	1	2	2	8	10	4	17	1	2	2	34
03	Moore, Reggie	g	2	11	0	2	3	3	0	0	0	2	7	1	0	0	37
11	Aden, Faisal		2	11	0	4	0	0	0	0	0	0	4	1	3	0	25
12	Motum, Brock		0	0	0	0	0	0	0	1	1	0	1	0	0	0	8
25	Winston, Jr., Dre'		0	0	0	0	0	0	0	0	0	0	0	0	0	0	3
44	Simon, Patrick		0	2	0	1	0	0	0	1	1	0	0	0	0	0	6
TEAM								2	1	3							
Totals.....			22	60	6	17	6	7	8	22	30	11	56	5	8	3	400

HOME TEAM: USC (9-6, 1-1)

HOME TEAM: USC (7-0, 1)		Total		3-Ptr		Rebounds											
#/ Player		FG	FGA	FG	FGA	FT	FTA	Off	Def	Tot	PF	TP	A	TO	Blk	Stl	Min
01	Stephenson, Alex	f	5	9	0	0	4	6	4	6	10	2	14	1	2	0	36
05	Vucevic, Nikola	f	4	10	1	3	3	3	1	10	11	1	12	0	1	1	32
02	Fontan, Jio	g	4	9	1	3	0	2	1	1	2	1	9	1	0	0	37
10	Jones, Maurice	g	1	5	0	3	0	0	0	1	1	1	2	2	0	0	120
43	Simmons, Marcus	g	2	5	1	2	2	4	0	6	6	3	7	4	2	0	138
14	Smith, Donte		4	10	4	8	2	2	0	3	3	2	14	1	2	0	123
15	Jones, Bryce		0	1	0	0	0	0	0	0	0	0	0	0	0	0	2
33	Jackson, Garrett		1	2	0	0	0	0	1	0	1	1	2	1	1	0	12
TEAM								2		2				1			
Totals.....			21	51	7	19	11	17	9	27	36	11	60	10	9	1	4200

Officials: Dick Cartmell, Michael Reed, Deron White

Technical fouls: Washington State-None. USC-None.

Attendance: 3581

Score by Periods 1st 2nd Total

Washington State 22 34 56

USC 26 34 60

## GAME 16 • Oregon vs Washington State 1/8/11 7:30 p.m. at Beasley Coliseum (Pullman, Wash.)

VISITORS: Oregon (7-9, 2-1)

#	Player	Total	
---	--------	-------	--



# MARCH 21 • GAME 33 • OKLAHOMA STATE • PULLMAN • NIT SECOND ROUND



## GAME 17 • Washington State at California

1/13/11 7:30 p.m. at Haas Pavilion (Berkeley, Calif.)

VISITORS: Washington State (12-5, 2-3)

##	Player	Total		3-Ptr		FT	FTA	Rebounds			PF	TP	A	TO	Blk	Stl	Min
		FG	FGA	FG	FGA			Off	Def	Tot							
31	Lodwick, Abe	f	1	2	1	2	0	0	0	1	1	5	3	2	0	0	21
12	Motum, Brock	c	2	3	1	1	0	0	0	2	2	1	5	0	1	0	22
00	Capers, Marcus	g	1	3	0	0	0	0	4	2	6	1	2	1	1	0	29
01	Thompson, Klay	g	12	22	5	10	7	7	1	2	3	4	36	5	3	0	38
03	Moore, Reggie	g	3	12	2	6	2	2	0	1	1	2	10	3	2	0	42
05	Dilorio, Will		0	0	0	0	0	0	1	1	0	0	0	0	0	0	1
11	Aden, Faisal		3	7	0	2	0	0	0	1	1	1	6	0	3	1	25
23	Casto, DeAngelo		4	9	0	0	3	4	3	8	11	5	11	1	0	1	34
40	Enquist, Charlie		0	0	0	0	0	0	0	0	0	0	0	0	0	0	2
44	Simon, Patrick		3	5	2	3	0	0	0	1	1	0	8	0	0	0	11
TEAM										1	1						
Totals.....		29	63	11	24	12	13	8	20	28	19	81	12	14	1	4	225

HOME TEAM: California (9-7, 2-2)

##	Player	Total		3-Ptr		FT	FTA	Rebounds			PF	TP	A	TO	Blk	Stl	Min
		FG	FGA	FG	FGA			Off	Def	Tot							
22	KAMP, Harper	f	6	11	0	1	6	8	2	2	4	2	18	2	2	0	40
10	SANDERS-FRISON	c	7	10	0	0	0	0	2	8	10	5	14	3	4	0	30
02	GUTIERREZ, Jorge	g	3	12	1	1	2	2	1	5	6	3	9	4	1	0	40
12	SMITH, Brandon	g	2	6	0	1	5	6	3	2	5	1	9	9	2	0	44
23	CRABBE, Allen	g	10	15	4	6	6	7	1	4	5	1	30	1	4	1	44
00	CARTER, Nigel		0	1	0	1	0	0	0	0	0	0	0	0	0	0	1
15	BAK, Bak		0	0	0	0	0	0	0	0	0	0	0	0	0	0	1
25	SOLOMON, Richard		3	4	0	0	2	2	1	6	7	0	8	2	2	0	19
31	MURRAY, Emerson		0	1	0	1	0	0	0	0	0	2	0	1	0	0	6
TEAM																	
Totals.....		31	60	5	11	21	25	10	27	37	14	88	22	15	1	3	225

Officials: Michael Greenstein, Don McAllister, Ken Ditty

Technical fouls: Washington State-Moore, Reggie. California-None.

Attendance: 6903

Score by Periods	1st	2nd	OT	Total
Washington State	32	42	7	81
California	42	32	14	88

## GAME 19 • Arizona State at Washington State

1/20/11 7 p.m. at Beasley Coliseum (Pullman, Wash.)

VISITORS: Arizona State (9-9, 1-5)

##	Player	Total		3-Ptr		FT	FTA	Rebounds			PF	TP	A	TO	Blk	Stl	Min
		FG	FGA	FG	FGA			Off	Def	Tot							
30	Kuksiks, Rihauds	f	3	7	3	6	0	0	1	0	1	1	9	5	0	0	31
23	Pateev, Ruslan	c	0	2	0	0	0	0	1	0	1	1	0	0	0	0	7
03	Abbott, Ty	g	5	10	5	8	1	2	1	3	4	2	16	1	2	0	28
10	McMillan, Jamelle	g	3	8	2	7	2	2	1	1	2	0	10	2	1	0	24
24	Lockett, Trent	g	3	12	0	1	2	2	0	1	1	3	8	2	1	0	26
01	Hawkins, Corey		1	4	0	2	0	0	1	1	2	2	2	0	0	0	15
05	Cain, Kyle		3	5	0	0	0	0	1	3	4	1	6	0	0	0	15
13	Bachynski, Jordan		1	4	0	0	3	4	0	6	6	2	5	0	1	3	20
21	King, Keala		1	4	0	2	3	6	4	4	8	1	5	1	2	0	18
25	Jackson, Marcus		0	5	0	3	0	0	0	1	1	1	0	1	2	0	16
TEAM										2	2	4					
Totals.....		20	61	10	29	11	16	12	22	34	14	61	12	9	3	6	200

HOME TEAM: Washington State (14-5, 4-3)

##	Player	Total		3-Ptr		FT	FTA	Rebounds			PF	TP	A	TO	Blk	Stl	Min
		FG	FGA	FG	FGA			Off	Def	Tot							
23	Casto, DeAngelo	f	11	18	0	0	3	5	2	3	5	1	25	0	2	4	30
31	Lodwick, Abe	f	1	1	0	0	0	0	1	6	7	4	2	1	0	1	25
00	Capers, Marcus	g	4	8	0	0	2	3	3	6	0	10	4	1	1	3	37
01	Thompson, Klay	g	7	16	5	11	3	3	1	7	8	4	22	9	4	2	38
03	Moore, Reggie	g	4	10	3	7	0	0	0	7	7	0	11	5	1	0	33
05	Dilorio, Will		0	0	0	0	0	0	0	0	0	0	0	0	0	0	2
12	Motum, Brock		1	2	0	0	0	0	1	1	2	1	2	0	1	0	14
22	Loewen, Ben		0	0	0	0	0	0	0	0	0	0	0	0	0	0	1
25	Winston, Jr., Dre'		1	1	0	0	0	2	0	1	1	0	2	0	2	0	9
40	Enquist, Charlie		0	0	0	0	0	0	0	0	0	0	0	0	0	0	1
44	Simon, Patrick		1	2	1	2	1	2	0	1	1	1	4	0	0	0	10
TEAM										2	2	4					
Totals.....		30	58	9	20	9	15	10	31	41	11	78	19	11	8	6	200

Officials: Kevin Brill, Greg Nixon, Bruce Hicks

Technical fouls: Arizona State-None. Washington State-None.

Attendance: 7157

Score by Periods	1st	2nd	Total
Arizona State	31	30	61
Washington State	41	37	78

## GAME 18 • Washington State at Stanford

1/15/11 5 p.m. at Maples Pavilion (Stanford, Calif.)

VISITORS: Washington State (13-5, 3-3)

##	Player	Total		3-Ptr		FT	FTA	Rebounds			PF	TP	A	TO	Blk	Stl	Min
		FG	FGA	FG	FGA			Off	Def	Tot							
23	Casto, DeAngelo	f	2	6	0	0	3	5	2	5	7	2	7	2	2	0	32
31	Lodwick, Abe	f	0	2	0	2	2	2	0	8	8	3	2	0	2	0	29
00	Capers, Marcus	g	2	5	0	2	2	2	1	4	5	1	6	1	1	1	37
01	Thompson, Klay	g	9	20	2	4	1	1	2	6	8	3	21	2	2	3	35
11	Aden, Faisal	g	8	19	1	7	3	4	2	1	3	2	20	2	2	0	36
05	Dilorio, Will		0	0	0	0	0	0	0	0	0	1	0	0	0	0	2
12	Motum, Brock		1	1	0	0	0	0	0	1	1	0	2	1	1	0	14
25	Winston, Jr., Dre'		0	0	0	0	0	0	0	1	1	2	0	1	1	0	18
40	Enquist, Charlie		0	0	0	0	0	0	0	0	0	0	0	0	0	0	1
44	Simon, Patrick		1	3	1	3	0	0	0	1	1	1	3	0	0	0	6
TEAM										2	2						
Totals.....		23	56	4	18	11	14	7	29	36	15	61	9	11	4	7	200

HOME TEAM: Stanford (10-6, 3-2)

#	Player		Total		3-Ptr		FT	FTA	Rebounds			PF	TP	A	TO	Blk	Stl	Min
			FG	FGA	FG	FGA			Off	Def	Tot							
13	Owens, Josh	f	5	7	0	0	2	4	3	7	10	2	12	0	3	0	1	31
33	Powell, Dwight	f	3	8	0	0	3	3	3	7	10	3	9	0	0	1	0	29
02	Bright, Aaron	g	1	8	1	5	0	0	0	1	1	1	3	4	0	0	1	18
22	Mann, Jarrett	g	1	5	0	0	3	4	1	1	2	2	5	5	6	0	1	31
45	Green, Jeremy	g	5	16	3	11	0	0	0	6	6	1	13	1	1	0	2	37
03	Brown, Anthony	g	4	9	4	7	0	0	1	1	2	2	12	1	1	0	0	24
23	Harris, Gabriel		0	3	0	2	0	0	0	1	1	2	0	1	0	0	1	11
24	Huestis, Josh		0	0	0	0	0	0	0	0	0	0	0	0	0	0	0	2
34	Zimmermann, Andrew		2	3	0	0	0	0	0	3	3	3	4	0	0	0	0	8
50	Trotter, Jack		0	2	0	0	0	0	2	0	2	0	0	1	0	0	0	9
TEAM									3	1	4				1			
Totals.....			21	61	8	25	8	11	13	28	41	16	58	13	12	1	6	200



# MARCH 21 • GAME 33 • OKLAHOMA STATE • PULLMAN • NIT SECOND ROUND



GAME 25 • California at Washington State  
2/12/11 3 p.m. at Beasley Coliseum (Pullman, Wash.)

VISITORS: California (13-12, 6-7)																							
		Total				3-Ptr				Rebounds													
##	Player	FG	FGA			FG	FGA			FT	FTA	Off	Def	Tot	PF	TP	A	TO	Blk	Stl	Min		
22	KAMP, Harper	f	7	15	0	2				3	4	3	6	9	2	17	0	7	0	0	36		
10	SANDERS-FRISON	c	2	6	0	0				0	0	3	2	5	5	4	1	2	1	4	26		
02	GUTIERREZ, Jorge	g	5	16	3	7				6	6	0	3	3	3	19	3	1	0	0	34		
12	SMITH, Brandon	g	1	6	1	3				2	2	0	3	3	3	5	7	0	0	1	35		
21	POWERS, Jeff	g	5	8	3	6				1	3	0	4	4	2	14	0	1	0	0	31		
00	CARTER, Nigel		0	0	0	0				0	0	0	0	0	0	0	0	1	0	0	2		
15	BAK, Bak		1	1	0	0				0	0	0	1	1	2	2	0	0	0	0	9		
25	SOLOMON, Richard		3	5	0	0				1	2	1	6	7	3	7	0	2	2	1	15		
31	MURRAY, Emerson		1	4	1	3				0	0	0	1	1	0	3	3	1	0	0	12		
TEAM																							
Totals.....		25	61	8	21	13	17	12	28	40	20	71	14	15	3	6	200						

		Total		3-Ptr		FT		FTA		Rebounds		PF		TP		A TO		Blk		Stl		Min	
##	Player	FG	FGA	FG	FGA	FT	FTA	Off	Def	Tot	PF	TP	A	TO	Blk	Stl	Min	FG	FGA	FG	FGA	FT	FTA
23	Casto, DeAngelo	f	5	6	0	0	4	7	1	4	5	5	14	1	2	3	2	29					
31	Lodwick, Abe	f	0	5	0	5	0	0	0	2	2	5	0	2	3	0	2	21					
00	Capers, Marcus	g	0	2	0	0	0	0	1	1	2	0	0	1	0	0	0	16					
01	Thompson, Klay	g	4	12	3	8	2	2	0	4	4	2	13	2	1	1	1	40					
03	Moore, Reggie	g	3	5	1	3	4	6	0	5	5	2	11	2	3	0	0	37					
11	Aden, Faisal	g	5	14	2	7	6	7	1	2	3	2	18	0	2	0	3	26					
12	Motum, Brock	g	6	10	0	1	7	9	3	2	5	0	19	1	2	0	1	27					
25	Winston, Jr., Dre'	g	0	0	0	0	0	0	0	0	0	0	0	0	1	0	0	2					
40	Enquist, Charlie	g	0	0	0	0	0	0	0	0	0	1	0	0	0	0	0	1					
44	Simon, Patrick	g	0	0	0	0	0	0	0	0	0	1	0	0	0	0	0	1					
TEAM																							
Totals.....		23	54	6	24	23	31	8	26	34	18	75	9	14	4	9	200						

Officials: Frank Harvey, Scott Twardoski, Kurt Walker  
Technical fouls: California-None. Washington State-TEAM.  
Attendance: 7640  
Score by Periods 1st 2nd Total  
California 23 48 71  
Washington State 25 50 75

GAME 27 • Washington State at Arizona State  
2/19/11 Noon at Wells Fargo Arena (Tempe, Ariz.)

		Total		3-Ptr		FT		FTA		Rebounds		PF		TP		A TO		Blk		Stl		Min	
##	Player	FG	FGA	FG	FGA	FT	FTA	Off	Def	Tot	PF	TP	A	TO	Blk	Stl	Min	FG	FGA	FG	FGA	FT	FTA
12	Motum, Brock	f	2	6	0	0	1	2	1	1	2	1	5	0	1	0	0	14					
23	Casto, DeAngelo	f	4	7	0	0	4	8	4	6	10	3	12	1	4	2	1	32					
31	Lodwick, Abe	f	3	5	3	5	2	2	3	1	4	3	11	3	1	0	2	37					
00	Capers, Marcus	g	0	0	0	0	1	2	2	2	4	2	1	3	2	0	1	20					
03	Moore, Reggie	g	3	9	2	4	4	7	2	1	3	4	12	2	1	0	1	36					
01	Thompson, Klay	g	11	28	4	12	2	2	3	3	6	2	28	3	5	0	1	34					
05	Dilorio, Will	g	0	2	0	0	0	2	1	3	4	3	0	3	1	0	2	20					
25	Winston, Jr., Dre'	g	0	0	0	0	0	0	0	0	0	0	0	0	0	0	0	3					
44	Simon, Patrick	g	0	0	0	0	0	0	0	0	0	1	0	0	0	0	0	4					
TEAM																							
Totals.....		23	57	9	21	14	25	16	17	33	19	69	15	15	2	8	200						

		Total		3-Ptr		FT		FTA		Rebounds		PF		TP		A TO		Blk		Stl		Min	
##	Player	FG	FGA	FG	FGA	FT	FTA	Off	Def	Tot	PF	TP	A	TO	Blk	Stl	Min	FG	FGA	FG	FGA	FT	FTA
05	Cain, Kyle	f	3	3	0	0	0	0	1	5	6	3	6	1	2	1	0	27					
15	Creekmur, Chance	f	6	9	5	8	1	2	1	2	3	4	18	2	0	0	1	33					
01	Hawkins, Corey	g	1	6	1	5	0	0	1	2	3	3	3	6	3	0	2	29					
10	McMillan, Jamelle	g	3	8	1	6	1	1	0	3	3	1	8	2	3	0	3	34					
24	Lockett, Trent	g	6	10	1	1	7	9	1	7	8	4	20	2	5	1	0	33					
00	Felix, Carrick	g	1	2	0	1	0	0	0	1	1	2	2	1	2	0	0	14					
13	Bachynski, Jordan	g	0	0	0	0	0	0	0	0	0	1	0	0	0	0	1	7					
21	King, Keala	g	2	6	1	3	5	6	0	4	4	3	10	2	1	0	2	17					
23	Pateev, Ruslan	g	2	3	0	0	0	0	0	0	0	3	4	0	2	1	0	6					
TEAM																							
Totals.....		24	47	9	24	14	18	6	25	31	24	71	16	18	3	9	200						

Officials: Deron White, Glen Mayberry, Kurt Walker  
Technical fouls: Washington State-Casto, DeAngelo. Arizona State-King, Keala.  
Attendance: 5153  
Score by Periods 1st 2nd Total  
Washington State 28 41 69  
Arizona State 40 31 71

GAME 26 • Washington State at No. 12/13 Arizona  
2/17/11 6:30 p.m. at McKale Center (Tucson, Ariz.)

		Total		3-Ptr		FT		FTA		Rebounds		PF		TP		A TO		Blk		Stl		Min	
##	Player	FG	FGA	FG	FGA	FT	FTA	Off	Def	Tot	PF	TP	A	TO	Blk	Stl	Min	FG	FGA	FG	FGA	FT	FTA
12	Motum, Brock	f	1	4	0	1	2	2	3	3	6	1	4	2	2	0	0	17					
23	Casto, DeAngelo	f	5	9	0	0	4	4	3	3	6	3	14	3	3	1	1	35					
00	Capers, Marcus	g	2	2	0	0	0	0	1	1	2	1	4	0	1	0	1	28					
01	Thompson, Klay	g	11	24	5	8	3	4	1	4	5	3	30	2	5	0	0	38					
03	Moore, Reggie	g	4	10	0	2	2	4	1	2	3	4	10	1	0	0	0	33					
11	Aden, Faisal	g	1	4	0	1	0	1	0	0	0	1	2	1	0	0	2	18					
25	Winston, Jr., Dre'	g	0	0	0	0	0	0	0	0	0	0	0	0	0	0	1	3					
31	Lodwick, Abe	g	2	6	2	6	0	0	1	3	4	5	6	3	0	0	0	26					
44	Simon, Patrick	g	0	1	0	1	0	0	0	0	0	1	0	0	0	0	0	2					
TEAM																							
Totals.....		26	60	7	19	11	15	12	16	28	19	70	12	12	1	5	200						

HOME TEAM: Arizona (22-4, 11-2)																							
##	Player	Total					3-Ptr					Rebounds					PF	TP	A	TO	Blk	Stl	Min
		FG	FGA				FG	FGA		FT	FTA		Off	Def	Tot								
23	Williams, Derrick	f	7	10	0	2	12	12	2	6	8	3	26	2	2	1	1	33					
23	Perry, Jesse	f	4	6	0	1	0	0	0	4	4	1	8	1	1	1	0	24					
44	Hill, Solomon	f	5	9	2	3	0	0	4	1	5	0	12	2	1	1	0	25					
12	Jones, Lamont	g	3	9	0	1	4	4	2	3	5	2	10	2	3	0	0	29					
21	Fogg, Kyle	g	2	5	1	3	4	6	0	5	5	2	9	7	1	0	2	33					
01	Natyazhko, Kyril		0	0	0	0	0	0	0	0	0	1	0	0	0	0	3						
03	Parrom, Kevin		1	2	1	1	2	2	1	2	3	1	5	1	1	1	17						
20	Mayes, Jordin		0	3	0	2	2	2	0	1	1	1	2	0	1	0	11						
24	Lavender, Brendon		0	2	0	1	0	0	0	0	0	0	0	1	1	0	7						
42	Horne, Jamelle		3	5	1	3	0	0	0	1	1	4	7	1	1	1	15						
50	Jacobson, Alex		0	1	0	0	0	0	0	0	0	0	0	0	0	0	3						
TEAM										1	2	3											
Totals.....			25	52	5	17	24	26	10	25	35	15	79	17	12	5	5	200					

# MARCH 21 • GAME 33 • OKLAHOMA STATE • PULLMAN • NIT SECOND ROUND



## GAME 29 • USC at Washington State 3/3/11 7 p.m. at Beasley Coliseum (Pullman, Wash.)

VISITORS: USC (17-13, 9-8)

#	Player	Total		3-Ptr		FT	FTA	Rebounds			PF	TP	A	TO	Blk	Stl	Min
		FG	FGA	FG	FGA			Off	Def	Tot							
01	Stephenson, Alex	f	3	7	0	0	1	1	6	3	9	5	7	0	2	0	25
05	Vucevic, Nikola	f	8	17	1	4	5	6	2	9	11	2	22	3	1	1	38
02	Fontan, Jio	g	4	13	0	2	0	2	2	1	3	3	8	7	1	0	36
14	Smith, Donte	g	4	8	4	8	2	2	0	2	2	5	14	0	0	1	28
43	Simmons, Marcus	g	2	3	0	0	2	3	0	0	0	5	6	2	3	0	27
03	Dunleavy, James		0	0	0	0	0	0	0	0	0	0	0	0	0	0	0+
10	Jones, Maurice		6	11	4	6	0	0	2	0	2	2	16	0	2	0	31
33	Jackson, Garrett		1	3	1	3	1	2	0	0	0	2	4	0	2	1	0
TEAM									1	1	2						
Totals.....		28	62	10	23	11	16	13	16	29	24	77	12	11	2	3	200

HOME TEAM: Washington State (19-10, 9-8)

#	Player	Total		3-Ptr		FT	FTA	Rebounds			PF	TP	A	TO	Blk	Stl	Min
		FG	FGA	FG	FGA			Off	Def	Tot							
23	Casto, DeAngelo	f	10	11	0	0	4	6	2	8	10	3	24	2	2	1	32
31	Lodwick, Abe	f	1	2	1	2	0	0	0	2	2	4	3	3	1	0	22
00	Capers, Marcus	g	0	2	0	0	6	8	0	2	2	4	6	0	1	0	37
01	Thompson, Klay	g	6	17	1	4	9	10	2	3	5	2	22	3	1	1	39
03	Moore, Reggie	g	1	2	0	0	0	0	0	1	1	1	2	1	1	0	17
05	Dilorio, Will		0	0	0	0	0	0	0	0	0	0	0	0	0	0	1
11	Aden, Faisal		8	14	1	3	3	4	1	4	5	0	20	2	1	0	35
12	Motum, Brock		3	4	1	1	2	1	3	4	1	8	1	1	1	0	19
25	Winston, Jr., Dre'		0	1	0	0	0	0	0	0	0	0	0	1	0	0	1
40	Enquist, Charlie		0	0	0	0	0	0	0	0	0	0	0	0	0	0	4
44	Simon, Patrick		0	0	0	0	0	0	0	0	0	0	0	0	0	0	3
TEAM								3	3	6							
Totals.....		29	53	4	10	23	30	9	26	35	15	85	12	9	3	7	200

Officials: Bruce Hicks, Rick Batsell, J.R. Orr

Technical fouls: USC-None. Washington State-None.

Attendance: 7126

Score by Periods 1st 2nd Total

USC 26 51 77

Washington State 41 44 85

## GAME 31 • Washington State vs. Washington • Pac-10 Tournament Quarterfinals 3/10/11 8:45 p.m. at Staples Center (Los Angeles)

VISITORS: Washington State (19-12)

#	Player	Total		3-Ptr		FT	FTA	Rebounds			PF	TP	A	TO	Blk	Stl	Min
		FG	FGA	FG	FGA			Off	Def	Tot							
23	Casto, DeAngelo	f	4	8	0	0	5	7	3	6	9	1	13	3	1	3	34
31	Lodwick, Abe	f	0	3	0	2	0	0	1	2	3	2	0	3	0	0	18
00	Capers, Marcus	g	1	2	0	1	0	0	2	2	4	1	2	2	3	0	27
01	Thompson, Klay	g	15	29	8	14	5	7	1	5	6	4	43	1	1	0	37
03	Moore, Reggie	g	1	2	1	2	4	5	0	0	0	3	7	3	3	0	23
05	Dilorio, Will		1	1	0	0	0	0	0	0	0	0	2	0	0	0	1
11	Aden, Faisal		7	13	1	3	2	2	2	3	5	1	17	1	2	0	32
12	Motum, Brock		1	5	0	1	1	2	1	2	3	1	3	1	3	0	24
40	Enquist, Charlie		0	0	0	0	0	0	0	0	0	1	0	0	0	0	4
TEAM								3	3	6							
Totals.....		30	63	10	23	17	23	13	23	36	14	87	14	13	3	5	200

HOME TEAM: Washington (21-10)

#	Player	Total		3-Ptr		FT	FTA	Rebounds			PF	TP	A	TO	Blk	Stl	Min
		FG	FGA	FG	FGA			Off	Def	Tot							
11	Bryan-Amaning, Matt	f	7	11	0	0	2	3	2	5	7	4	16	0	0	0	28
22	Holiday, Justin	f	5	13	0	5	2	3	2	8	10	1	12	3	1	0	31
02	Thomas, Isaiah	g	8	13	3	5	2	3	1	1	2	1	21	11	3	0	34
23	Wilcox, C.J.	g	5	10	5	9	1	2	0	3	3	1	16	1	2	0	30
31	Ross, Terrence	g	6	11	3	7	2	2	1	0	1	3	17	1	1	1	29
05	N'Diaye, Aziz		1	1	0	0	0	0	0	1	1	3	2	2	1	0	12
15	Suggs, Scott		1	5	0	1	1	0	0	3	3	4	3	2	1	0	20
44	Gant, Darnell		1	3	0	1	0	0	3	0	3	1	2	0	1	0	10
TEAM								2	1	3							
Totals.....		34	67	11	28	10	14	11	22	33	18	89	20	10	1	8	200

Officials: Mike Reed, Ruben Ramos, Deron White

Technical fouls: Washington State-TEAM. Washington-None.

Attendance: 12191

Score by Periods 1st 2nd Total

Washington State 40 47 87

Washington 32 57 89

Pacific Life Pac-10 Tournament - Game 6 - Quarterfinals

Session 3 Attendance - 12,191

## GAME 30 • UCLA at Washington State 3/5/11 2:30 p.m. at Beasley Coliseum (Pullman, Wash.)

VISITORS: UCLA (22-9, 13-5)

#	Player	Total		3-Ptr		FT	FTA	Rebounds			PF	TP	A	TO	Blk	Stl	Min
		FG	FGA	FG	FGA			Off	Def	Tot							
22	Nelson, Reeves	f	10	13	0	1	3	4	2	6	8	1	23	0	1	0	41
23	Honeycutt, Tyler	f	4	11	2	6	0	0	2	8	10	1	10	2	3	2	40
00	Stover, Anthony	c	0	0	0	0	0	0	0	1	1	1	0	0	0	0	4
03	Lee, Malcolm	g	2	10	0	4	7	7	0	1	1	1	11	4	1	0	33
11	Jones, Lazerio	g	1	9	0	5	2	2	1	1	2	3	4	6	4	0	36
01	Lamb, Tyler		0	2	0	0	0	0	1	1	2	0	0	0	0	1	0
05	Anderson, Jerime		0	2	0	1	0	0	0	4	4	3	0	1	2	1	29
21	Lane, Brendan		0	0	0	0	0	0	0	1	1	0	0	0	0	0	5
34	Smith, Joshua		4	7	0	0	2	2	4	1	5	3	10	0	2	3	26
TEAM									2	2	4						
Totals.....		21	54	2	17	14	15	12	26	38	13	58	13	14	7	4	225

HOME TEAM: Washington State (19-11, 9-9)

#	Player	Total		3-Ptr		FT	FTA	Rebounds			PF	TP	A	TO	Blk	Stl	Min
		FG	FGA	FG	FGA			Off	Def	Tot							
23	Casto, DeAngelo	f	4	7	0	0	1	5	0	4	4	3	9	2	2	2	39
31	Lodwick, Abe	f	4	10	1	3	0	0	2	2	4	4	9	2	2	0	33
00	Capers, Marcus	g	2	5	0	0	1	1	1	4	5	2	5	3	2	0	14
11	Aden, Faisal	g	4	17	2	6	4	6	1	4	5	2	14	2	3	0	42
22	Loewen, Ben	g	0	1	0	0	0	0	0	0	0	3	0	1	0	0	21
05	Dilorio, Will		1	2	0	0	0	0	0	2	2	0	2	3	1	0	18
12	Motum, Brock		6	10	1	4	2	2	0	4	4	0	15	2	2	0	28
TEAM									4	1	5						
Totals.....		21	52	4	13	8	14	8	21	29	14	54	15	13	2	5	225

Officials: Michael Eggers, Greg Nixon, Randy Burkhardt

Technical fouls: UCLA-None. Washington State-None.

Attendance: 9317

Score by Periods 1st 2nd OT Total

UCLA 19 29 10 58

Washington State 32 16 6 54

## GAME 32 • Washington State vs. Long Beach State • NIT First Round 3/16/11 7:05 p.m. at Beasley Coliseum (Pullman, Wash.)

VISITORS: Long Beach State (22-12)

##	Player	Total		3-Ptr		FT	FTA	Rebounds			PF	TP	A	TO	Blk	Stl	Min	
		FG	FGA	FG	FGA			Off	Def	Tot								
04	Phelps, Eugene	f	1	4	0	0	4	3	3	6	3	2	1	0	0	2	27	
20	Robinson, T.J.	f	7	12	0	1	2	3	5	9	14	4	16	0	3	0	31	
03	Plater, Greg	g	5	16	4	13	0	0	1	0	1	2	14	0	1	0	35	
21	Anderson, Larry	g	3	13	0	1	2	4	4	4	8	3	8	5	4	1	3	36
22	Ware, Casper	g	8	16	4	11	5	6	1	1	2	4	25	4	3	1	0	38
02	Wilson, Tristan	g	0	1	0	1	0	0	0	0	0	0	0	0	0	0	0	4
05	Nevens, Brandon	g	0	1	0	0	0	0	1	0	1	0	0	0	0	0	0	4
11	Chang, Lin	g	2	3	1	2	4	5	0	0	0	2	9	2	1	0	0	11
12	Jackson, Corey	g	0	1	0	0	0	0	0	0	0	0	0	0	0	0	0	2
13	Dervisevic, Edis	g	0	2	0	1	0	0	0	2	2	1	0	0	3	0	0	7
25	King, Jerramy	g	0	0	0	0	0	0	0	0	0	0	0	0	0	0	0	1
34	Richardson, Kyle	g	0	0	0	0	0	0	0	2	2	0	0	0	0	0	0	4
TEAM									1		1							
Totals.....			26	69	9	30	13	22	16	21	37	19	74	12	15	2	8	200